

Catalogue 03-2016

*43 New Arrivals
in all Fields*


Anatomy:	9, 40, 42
Astronomy:	9, 12, 18, 31, 39
Biology & Botany:	10, 11, 35
Chemistry:	1, 3, 25, 35
Mathematics:	13, 26, 27, 31, 33
Medicine:	5, 6, 7, 9, 14, 17, 21, 22, 28, 34, 36, 40, 41, 43
Meteorology:	4, 8, 25
Mineralogy, Geology & Mining:	20, 23, 29, 38
Philosophy & Politics:	12, 19, 24, 30
Physics:	12, 15, 18, 31, 32, 33
Zoology:	2, 34, 37
<i>Dibner or Horblit:</i>	2, 15, 18, 23, 26, 37, 43
<i>PMM:</i>	2, 15, 18, 24, 30
<i>Norman:</i>	2, 3, 7, 8, 10, 12, 15, 18, 21, 23, 24, 26, 27, 35, 37, 42, 43

Milestones of Science Books

phone +49 (0) 421 1754235
www.milestone-books.de . info@milestone-books.de

Member of ILAB and VDA

- 1 BAUMÉ, Antoine.** *Chymie expérimentale et raisonnée.* Paris: Didot le jeune, 1773. 3 volumes. 8vo (202 x 120 mm). Tome I: [6], clx, 482 [2] pp., 8 plates ; Tome II: [4], 671 [1] pp., 2 plates ; Tome III: [4], 698 pp., 2 plates. All vols. including half-titles, engraved portrait after Cochin in vol. I, engraved title vignettes by Le Veau after J.M. Moreau, 12 folding plates of apparatus, volume III with the misprint 968 (for 698) and without the privilege, errata and catalogue of books at end. Contemporary French mottled calf, spines richly gilt in compartments, red coloured edges (spine ends worn, extremities rubbed). Provenance: The library of Hugh Selbourne (small ink stamp to title verso and p.51). A fine set in contemporary binding. (#002455) € 400




Duveen 53; Ferchl 27; Ferguson I, 83-84; Bolton 287; Cole 45. - FIRST EDITION. "One of the latest and at the same time the best text books based on the Phlogiston theory by one of the most distinguished eighteenth century French chemists." (Duveen).

The foundation treatise on the embryology of the higher animals

- 2 BAER, Karl Ernst von.** *Über Entwicklungsgeschichte der Thiere. Beobachtung und Reflexion.* Königsburg: bei den Gebrüdern Bornträger, 1828-37. Two volumes in one. 4to (250 x 207 mm). xxii, [2:errata], 271, [1] pp.; [4], 315, [1] pp., including 7 engraved plates (the first 4 hand-coloured, 6 folding) and one folding letterpress table. Later 19th century cloth, spine lettered in gilt (shelf-label removed from spine, little rubbing to corners). Text crisp and clean, very little occasional spotting, title page of first part somewhat browned, repaired closed tears to title-page and two preliminary leaves of second part (without loss), plates foxed as usual, plate numbers and signatures on last two plates shaved. Provenance: Balfour Library, Zoological Laboratory Cambridge (paper label and ink stamp to front pastedown, another stamp with withdrawal mark to first flyleaf and top corner of title-page), B.E.T. Pagel (paper slip to front pastedown). All in all still a fine, wide-margined copy. (#002530) € 1,800

PMM 228b; Horblit 9a; Norman 101; Evans 105; Garrison-Morton 479; Grolier Medicine, p.215; DSB I, p.387; Wellcome II, p.84; R. Gaskell, *Books from the Library of Walter Pagel*, Pt. 2, 7 (this copy). - FIRST EDITION OF THE "FOUNDATION TREATISE ON THE EMBRYOLOGY OF THE HIGHER ANIMALS" (Horblit 9a). "Continuing the work of his friend and collaborator Christian Heinrich Pander, Baer observed the formation of the germ layers and established the germ layer theory. He described the way in which the layers formed various organs by tubulation, and he emphasized that the development of the embryo is from the apparently homogeneous to the obviously heterogeneous. In this he finally refuted the long held and much discussed theory that embryonic parts might be preformed in the egg. The publication of this book provided a solid basis for the further systematic study of mammalian development" (Grolier Medicine, p. 215). After the publication of volume I, there was a delay of nearly 10 years while the publisher waited for Baer to complete volume II. In 1837, at the

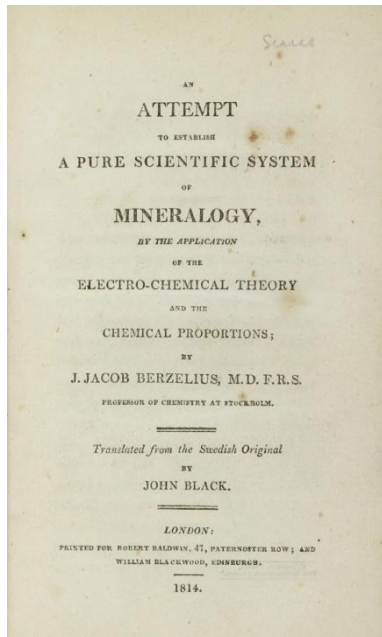


insistence of subscribers to the work, the first part of volume II was published with an explanatory note stating that the author had submitted copy only slowly during the period from 1829 to 1834 and had then ceased to respond to the publisher's inquiries about his progress. The final portion of the text (not included here) was published only in 1888, 12 years after Baer's death, when it was edited by Ludwig Stieda, who also wrote a biography of Baer.

With his discovery of the mammalian ovum a search ended that had begun over 150 years earlier when Harvey propounded that all animals come from eggs. 'In his more extensive work 'De ovi mammalium et hominis genesi' published in 1827, Baer gathered together with great knowledge and scrupulous care all the known facts of embryology and followed in detail the development of the classical subject of embryological research, the hen's egg. He proceeded from this to study the embryological development of the vertebrates in general and subsequently to propose four basic principles which provided a sound

basis for the foundation of a new branch of science' (PMM 228b).

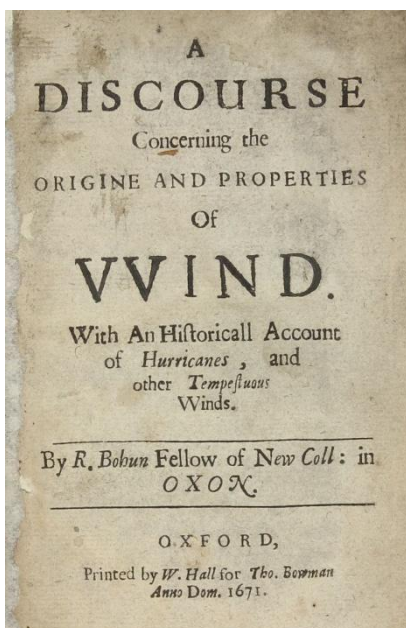
3 BERZELIUS, Jöns Jacob. *An Attempt to Establish a Pure Scientific System of Mineralogy, by the Application of the Electro-Chemical Theory and Chemical Proportions.* London: Robert Baldwin, 1814. 144 pp., including publisher's adverts at pp. [13]-144. [Bound with] **WARDROP, James.** *On Blood-letting. An Account of the Curative Effects of the Abstraction of Blood.* London: J.B. Bailliere, 1835. [2], viii, 148 pp., including half-title. [Bound with] **EYRE, James.**



Practical Remarks on Some Exhausting Diseases, Particularly Those Incident to Women. John Churchill, 1845. [2], iv, 75 [1] pp. half-title. 3 works bound in one volume. 8vo (187 x 111 mm). Contemporary half calf over marbled boards, spine with morocco label lettered in gilt (extremities rubbed, corners bumped, spine repaired). Internally only little browned, minor spotting in places. Fine copy of a rare sammelband. (#002474) € 3,500

I. Wheeler Gift 721; Norman 225 and Partington IV, pp. 142-177 (both original ed.). VERY RARE FIRST EDITION in English, translated by John Black from the Swedish original "*Försök att genom användandet af den elektrokemiska teorien och de kemiska proportionerna grundlägga ett rent vettenskapligt system för mineralogien*" published in the same year. "It was Berzelius who, by improving the methods of chemical analysis through his own investigations and by inspiring and directing the work of other Swedish chemists, led the way to a more widespread recognition of the paramount place which chemistry must occupy in the study of mineralogy" (Adams, *The Birth and Development of the Geological Sciences*). II. FIRST EDITION. Very rare. III. FIRST EDITION. Very rare.

4 BOHUN, Ralph. *A Discourse Concerning the Origin and Properties of the Wind. With an historical account of hurricanes, and other tempestuous winds.* Oxford: W. Hall for Tho. Bowman, 1671. 8vo (168 x 104 mm). [16], 1-17, [1], 17-302 pp., 3 engraved illustrations in the text, without the four blank leaves. pi, *⁸A-T⁸ (-T8) Contemporary calf, rebaked, gilt spine label, corners very worn, leather partly chipped at extremities. text little browned, occasional minor spotting, title-page dust soiled. Provenance: The library of Hugh Selbourne (small ink stamp to title verso and p.51). (#002475) € 1,000



Wing B3463; Madan III, 2881. FIRST EDITION. Very rare. Only one copy recorded at auctions in the past 40 years.

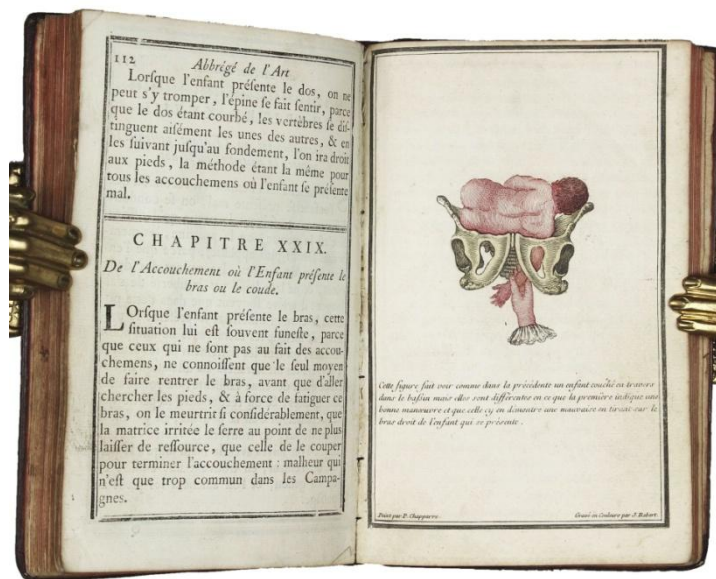



5 **BOURSIER DU COUDRAY, Angélique Marguerite, le. *Abrégé de l'Art des Accouchemens* [sic] :**

dans lequel on donne les préceptes nécessaires pour le mettre heureusement en pratique. . . Nouvelle Edition. Saintes: chez Pierre Toussaints, 1769. 4to (198 x 127 mm). x, 184, [6] pp., including engraved frontispiece portrait of the author bound after title; 26 engraved obstetrical plates by J. Robert after P. Chapparre, partly printed in color and hand-finished. Title and text within double rule. Signatures: [A]⁴ B-Bb⁴. The plates numbered I to XXV are related to the text and are not bound in numerical order. Contemporary mottled calf, spine gilt with gilt-lettered label (hinges, spine ends and corners repaired). Internally little evenly browned, occasional minor spotting and soiling, some offsetting to plates affecting headline plate numbers in places, plates XII and XV trimmed in blank outer margin. Provenance: Dr. R. Germain (bookplate to front pastedown). A handsome copy. (#002515) € 4,800

NLM/Blake, p.260. Waller 5656; Wellcome II, p. 492; Heirs of Hippocrates 919 (all three for 1777 edition). - THE RARE SECOND EDITION. First published in 1759 without illustrations. "Le Boursier, a prominent Parisian midwife, first published the present work in 1759

without illustrations. The success of the book encouraged her to have later editions illustrated by Jean Robert ... The 1769 edition was the first book on midwifery to appear with plates printed in multiple colors. Robert, a pupil of Le Blon, is known to have illustrated only three books and this was his most copiously illustrated book. The finely applied colors often appear to be hand-painted rather than printed." (Heirs of Hippocrates 919). The book is quite rare with only two copies recorded at auctions in the past 50 years.




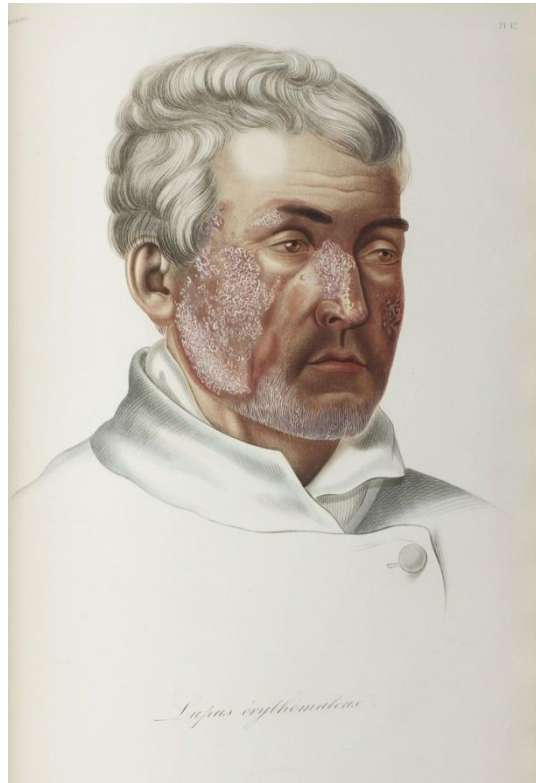
One of the best and most beautiful of all pathological works

6 **CAZENAIVE, Pierre Louis Alphonse. *Leçons sur les maladies de la peau professées à l'école de médecine de Paris.*** Paris: Labé, 1856. Folio (545 x 345 mm). [4], 233 [1], [2] pp., including half-title, final leaf of index and 60 colored engraved plates, partly finished in hand (numbered 1 to 59 and

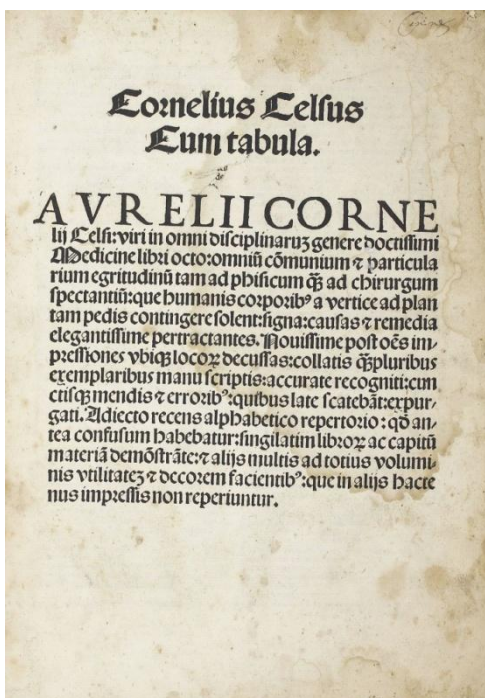
25bis). Contemporary three-quarter morocco over marbled boards, spine with 5 raised bands gilt-decorated and gilt-lettered in compartments, boards also ruled in gilt (light rubbing to spine and extremities, corners bumped), top edge gilt, marbled endpapers. Leaves untrimmed. Internally crisp and clean with only very little age-toning, occasional finger-soiling. An outstanding, unstained, unfoxed and unmarked copy. (#002529) € 4,500

Goldschmid, p.176; Garrison-M. 3992.1; Wellcome II, p.317; Richter, p.207. FIRST EDITION, published in several installments over a period of 12 years. Therefore, complete copies are rare. Cazenave issues 60 illustrations of skin diseases and syphilis in the systematics of Alibert, Plenck, Willan, Bielt & Cazenave, including a beautiful image of a 'Lupus erythemateux'. This disease, Cazenave described for the first time in his 'Abrege' of 1838 and named it 1851 in his 'Annales'. According to Richter, Cazenave's work was complete only with the 1856 edition. 43 of the illustrations are by Bocourt and two by Jadin, drawn and stipple engraved in copper, printed in brownish color and completed in hand. Goldschmid mentions Gerard as colorists. The illustrations are consistently true-to-life in coloration and drawing style and of great artistic impact. Goldschmid considers the large Cazenave one of the best and most beautiful of all pathological works. "Cazenave was among the first to classify skin diseases on an anatomical basis ... This large folio atlas is the most visually impressive of all his books." (Garrison-M 3992.1)





7 CELSUS, Aurelius Cornelius. *Aurelii Cornelii Celsi Medicine libri octo.* Venice: Luc' Antonio Giunta, 10 March 1524. Folio (320 x 212 mm). [4], 44 (of 45) leaves (lacking fol. 15). Without final blank. Signatures: t^4 a-e⁸(-b7) f⁶(-f6). Colophon: "Venetiis mandato & impe[n]sis Domini Luce Antonii Junta...M.D.XXIII. Die. X martii" Decorative woodcut initials throughout, large woodcut device on colophon. 18th century calf (hinges repaired, boards and extremities worn). Text with light dampstaining throughout, title and preliminaries a bit soiled and browned, otherwise only little browned, small hole not touching text in title-leaf, a few ink annotations in contemporary hand. The missing leaf 15 was torn off from binding with portion left at gutter. Provenance: Hugh Selbourne (small ink stamp to verso title-page); Robert Ramsay (inscription to front pastedown). (#002454) € 1,800



Norman 427; NLM/Durling 907; not in Adams or Wellcome. FIRST GIUNTA EDITION, very rare. Celsus' *De medicina*, written c. 30 C.E., is the oldest Western medical document after the Hippocratic writings, the earliest major medical treatise written in Latin to survive, and the first of the treatises on medicine from the ancient world to be published in English. Prior to this edition of Celsus, fragments of Hippocrates, such as the Hippocratic Oath, were translated into English, but virtually all of Hippocrates, Galen and other classical writers on medicine and surgery waited until the nineteenth or twentieth century to be translated. Celsus remains the most important source of present-day knowledge of medicine in the Roman empire. (Pioreschi, *A History of Medicine* vol III, pp 182-211). "Celsus' eight books on medicine originally formed parts of a larger encyclopedic work entitled *Artes*, compiled in the first century A.D. *De medicina* deals with diseases treatable by diet and regimen, and with those amenable to drugs and surgery. In the first category are the earliest references to insanity (*insania*) and heart disease (*cardiacus*), while the surgical chapters contain the first accounts of the use of ligature, excellent descriptions of lateral lithotomy and herniotomy, and the earliest discussion, in reference to the repair of mutilations, of what we now call

plastic surgery." (Norman, 424, referring to first 1478 edition).


Interesting association copy, dedicated to William Henry

8 DALTON, John. *Meteorological Observations and Essays.* Manchester: Printed by Harrison and Crosfield for Baldwin and Cradock, London, 1834. 8vo (227 x 140 mm). xx, 244, [4] pp., including publisher's advertisements on final [4] pages. Original publisher's boards, printed paper label on spine (joints cracked and weakened, corners bumped). Pages opened but untrimmed. Text crisp and clean. Provenance: AUTHOR'S PRESENTATION COPY inscribed "Dr. Henry with respects from the Author" on front free endpaper, The library of Hugh Selbourne. Fine unsophisticated dedication copy. (#002478) € 8,500

Wheeler Gift 582; Norman 574 (both for 1st ed.). SECOND EDITION. This work, according to Dalton himself, "contained the germs of most of the ideas afterwards expanded by him into discoveries." (DNB V, 428-34). It contains a series of essays on barometric pressure, storm patterns, temperature, the aurora borealis, among other meteorological matters. Of importance is his observations on evaporation, including his theory that diffusion of water vapor in the atmosphere was not a chemical process.

Dalton dedicated this copy to his colleague and close friend, William Henry (1775-1836). Henry is best known for the law named after him which states that the solubility of a gas is directly proportional to the partial pressure of that gas over the solution (Henry's law). Already in 1803, Dalton had formulated that each gas in a mixture of gases exerts a pressure proportionate to

the percentage of the gas and independent of the presence of the other gases present (law of partial pressures). That combined into Dalton-Henry law, which says that, in dissolving a mixture of gases, a liquid will absorb as much of each gas in the mixture as if that were the only gas dissolved - a fundamental principle that has become important to dive physiology and medicine nowadays.



Dr. Henry
with respects from
The Author

The first modern description of leprosy

9 DANIELSSEN, Daniel Cornelius & BOECK, Carl Wilhelm. *Atlas colorie de spedalskhed. Udgivet efter Foranstaltning af den Kongelige Norske Regjerings Departement for det Indre.* Atlas volume only. Bergen: [F. D. Beyer], 1847. Large folio (510 x 348 mm). One lithographic leaf of explanatory text and 24 coloured lithographic plates. Untrimmed and unbound as issued in original publisher's wrappers (spine and lower wrapper re-newed, upper wrapper repaired in margins), plates separated by tissue guards. Little browned throughout, few plates with brown spotting, plate 16 with partly sticking tissue guard, otherwise clean and bright. (#002510) € 3,800

Wellcome II, p.430; Waller 2285; Garrison-Morton 2434; Heirs of Hippocrates 1823 (Paris 1848 edition). EXTREMELY RARE FIRST EDITION (atlas only) of the first modern description of leprosy (*Danielssen-Boeck disease*, also known as *elephantitis*). The atlas depicts deformities of the face, limbs, and internal organs of leprosy victims. Danielssen was chief of staff at the Lungegaarden Hospital in Bergen which

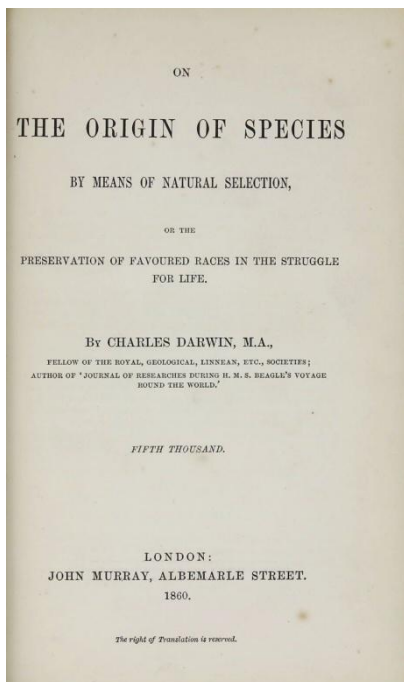




specialised in care for leprosy. The work was published at the expense of the Norwegian government.

"In his quest for the cause of leprosy, [Danielssen] inoculated himself and other staff members with leprosy tissue on a number of occasions but was never successful in transmitting the disease. When Hansen ..., his son-in-law, discovered the leprosy bacillus in 1873, Danielssen was firm in his refusal to accept it as the causative agent. Danielssen's coauthor, Boeck, entered the practice of medicine in 1831 and from 1846 served at the University of Christiania where he became professor of dermatology in 1851. Although he is well known for his contributions to syphilology, he studied leprosy in England, Italy, and Greece and, after returning to Norway, worked with Danielssen for several years." (Heirs of Hippocrates).

10 DARWIN, Charles. *On the Origin of Species by Means of Natural Selection, or the Preservation of Favoured Races in the Struggle for Life. Second edition, 'fifth thousand.'* London: John Murray, 1860. 8vo (198 x 125 mm). ix [1], 502, 32 pp., including half-title, publisher's advertisements at end dated 'January 1860', and folding table facing p.117. 20th-century green morocco, spine decorated in




gilt and with gilt-lettered brown morocco label, marbled endpapers. Pages untrimmed. Text crisp and unmarked, a few little spots to half-title, otherwise virtually unfoxed, pp. 240-241 little soiled. A fine copy overall. (#002543) € 2,200

Freeman 376; Norman 594. - SECOND EDITION, second printing OF "THE MOST INFLUENTIAL SCIENTIFIC WORK OF THE NINETEENTH CENTURY. Its publication aroused world-wide criticism and controversy, both religious and scientific" (Grolier/Horblit). The whole edition of 1250 copies was sold on the day of publication. Though the work was initially prompted by observations, made during his travels aboard the Beagle from 1831 to 1836, of the biology and geology of isolated islands, Darwin spent nearly 25 years after his return to England accumulating evidence and considering his theory before publishing. "Although the theory of evolution can be traced to the ancient Greek belief in the 'great chain of being,' Darwin's greatest achievement was to make this centuries-old 'underground' concept acceptable to the scientific community by cogently arguing for the existence of a viable mechanism -- natural selection -- by which new species evolve over vast periods of time. Darwin's influence on biology was fundamental and continues to be felt today" (Garrison-Morton 220).

The very rare first printing of the sixth edition


11 DARWIN, Charles. *The Origin of Species by Means of Natural Selection... Sixth edition (Eleventh Thousand), with Additions & Corrections.* London: John Murray, 1872. 8vo (182 x 117 mm). xxi [1], 458 pp. Includes half-title and one folding lithographed plate facing p.91. Original publisher's green cloth, gilt spine, lettering, embossed border at covers (inner hinges partly cracked, slight fraying of spine ends, very light rubbing of extremities). Owner's signature to upper blank margin of title, occasional scattered spotting (mostly to first and last leaves), otherwise clean and unmarked. All in all a fine copy. (#002528) € 3,800



THE VERY RARE FIRST PRINTING OF THE SIXTH EDITION. "The sixth edition, which is usually regarded as the last, appeared in February 1872. Murray's accounts show that 3,000 copies were printed, but this total presumably included both those with eleventh thousand on the title page and those with twelfth, the latter being notably less common. It is again extensively revised and contains a new chapter, VII. This was inserted to confute the views of the Roman Catholic biologist St George Mivart. The edition was aimed at a wider public and printed in smaller type, the volume shorter again and giving the general impression of a cheap edition, which at 7s. 6d. it was. The title changes to The origin of species, and a glossary, compiled by W. S. Dallas, appears. It is in this edition that the word 'evolution' occurs for the first time. It had been used in the first edition of The descent of man in the previous year, but not before in this work. 'Evolved' had been the last word of the text in all previous editions, but 'evolution' had been omitted, perhaps to avoid confusion with the use of the word by Herbert Spencer or with its more particular embryological meaning. The word had however been used in its transformist sense by Lyell as early as 1832 (Principles of geology, Vol. II, p. 11). In this edition it occurs twice on page 201 and three times on page 424." (John van Wyhe, ed. 2002-. The Complete Work of Charles Darwin Online).

A look at the universe in a fundamentally new mechanistic way

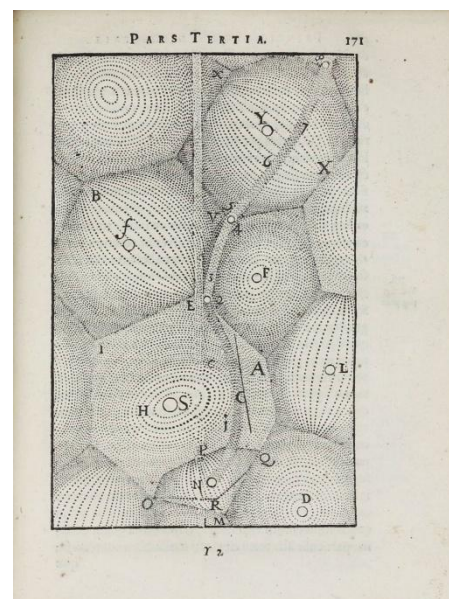
12 DESCARTES, Rene. *Principia philosophiae.* Amsterdam: Louis Elzevir, 1644. 4to (200 x 150 mm). [24], 310, [2] pp., including device on title, several woodcut illustrations (some full page). With the blank leaves at end of preliminaries and at the end. Contemporary full calf, spine with 4 raised bands, decorated and lettered in gilt, boards ruled in gilt (some worming to spine, boards stained and a bit bowed, extremities with some wear, corners scuffed). Mild browning and occasional very minor spotting of text, faint dampstain to lower blank gutter of preliminary leaves, little worming to lower margin of first endpapers. Provenance: two old library stamps to title-page. A fine, untouched copy. (#002522) € 4,500



Norman 622; Guibert, p. 118; Tchemerzine II, p. 787; NLM/Krivatsy 9512. - FIRST EDITION OF DESCARTES' SYSTEM OF PHYSICS, in which he developed his theory of vortices. Based in part on his then unpublished work *Le monde*, which treated the creation and function of the universe in completely mechanistic terms, Descartes' *Principia* provides a systematic statement of his metaphysics and natural philosophy. The first part, *De principiis cognitionis humanae* (Of the Principles of Human Knowledge) deals with the nature of motion, rest, force, and action. He defines motion in Book II and distinguishes the difference between translation and 'the force that brings about this translation.' Descartes was careful in the

Principia to qualify his mechanistic Copernican views with the idea that all motion is relative.

'His vortical theory allowed him to argue that since the earth is at rest in its surrounding medium it remains unmoved, although it, together with its entire vortex, necessarily circles the sun' (Norman). Descartes' system represents a truly comprehensive look at the universe in a fundamentally new, mechanistic and non-teleological way. His vortex theory was the starting point for all serious work in physical theory in the mid-17th century, including Newton. The fourth and final part of the work contains the first scientific theory of magnetism.



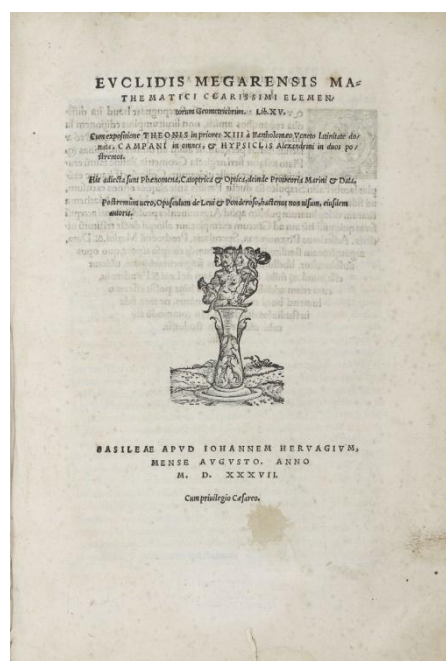

First Herwagen edition of Euclid in unrestored contemporary binding

13 EUCLID. *Euclidis Megarensis mathematici clarissimi Elementorum geometricorum lib. XV. Cum expositione Theonis in priores XIII a Bartholomaeo Veneto Latinitate donata . . . His adiecta sunt*

Phaenomena, Catoptrica & Optica, deinde Protheoria Marini & Data. . . Basel: Johannes Hervagen, August 1537. Folio (292 x 198 mm). [8], 587 [1] pp., including the preface by Melanchthon, ornamental capitals and hundreds of diagrams in text, printer's woodcut device on title and Cc6v. Signatures: +⁴, a-z⁶, A-Cc⁶. Latin text with Greek letters used for designating points on geometric diagrams.

Contemporary full vellum, spine with 4 raised bands, ink-lettered in first two compartments, embossed lettering to bottom edge (boards soiled and rubbed, little wear to extremities, upper hinge partly split, spine wormed and chipped at foot, corners bumped). Internally very little browned, the name Melanchthon ink censored on preliminary leaves, worm track to lower blank margin of first and final few leaves, little soiling of title-page, contemporary ink marginalia throughout (some shaved, one folded), faint marginal dampstains to few pages, occasional small ink spots. Provenance: Libreria Loescher, Roma (sticker to front pastedown). A fine, unrestored and wide-margined copy in nice contemporary binding.

(#002541) € 7,000




Thomas-Stanford 9; Steck III.33; Houzeau-Lancater 832; Honeyman 977; VD 16, E4154; BM STC, German Books p. 288; Adams E 974. FIRST LATIN EDITION by Herwagen (Hervagius) with the prefatory letter by Philip Melanchthon which is often missing because of censorship (his name in our copy just inked out). Hervagen uses Bartolomeo Zanetti's translation of 1505 for this edition after having previously printed the first edition of the Greek text in 1533. The 1537 edition became the first to contain also Euclid's smaller tracts "Phaenomena" (Spherical geometry), "Catoptrica" (Mirror-reflexion), "Optica", "Data" and "De levi et ponderoso" It was reprinted in 1546 and in 1558.

14 FALLOPPIO, Gabriele. *Opuscula tria. I. Tractatus de vulneribus. II. Expositio in lib. Hipp. de vulneribus capitis. III. Tractatus de vulneribus oculorum, aliarumque partium corporis. . .* Venice: Paul Meietus 1569. 3 parts in 1 volume. 4to (208 x 149 mm). [8], 223, [25] pp.


Signatures: *⁴ A⁸ B-V⁴ X⁶ Y-Cc⁴ Dd² a-c⁴. Separate title-page with woodcut device to each part, woodcut head-pieces and initials, including the blank leaf L4. Internally little browned, occasional minor foxing, some worming and light dampstaining to top margin of second part, one wormtrack to final leaves of index affecting a few letters, leaf Q4 torn in lower blank margin. Contemporary limp vellum, spine lettered in script (little staining and soiling, spine darkened). Provenance: Joannis Antony Farrelly(?) (signature to lower margin of title-page, dated 1744). A fine, wide-margined copy. (#002512) € 3,000

NLM/Durling 1429; Adams F136; Castiglioni 372; not in Wellcome, Waller or Bird. FIRST EDITION. Rare work of the famous surgeon and anatomist Gabriele Falloppio dealing with different types of injuries, their care and healing.



The first edition of Faraday's papers in original publisher's bindings

- 15 FARADAY, Michael.** *Experimental Researches in Electricity*. London: Richard and John Edward Taylor, [Vols. I-II], Richard Taylor and William Francis [Vol. III], 1839, 1844, 1855. Three volumes. 8vo (226 x 142 mm). Vol. 1: vi, 574, [10] pp., including publishers ads. at rear and 8 folding engraved plates. Vol. 2: viii, 302, [2] pp., including half title and 5 engraved plates (2 folding). Vol. 3: viii, 588 pp., folding lithographed plate and 3 engraved folding plates. All in original publishers bindings. Vols. I-II: green fine-diaper cloth with central blind-stamped vine-leaf and flower figures on front and back covers (not uniform), gilt-lettered spines (no vol.-number on the spine of Vol. I); Vol. III: original blue-green fine-diaper cloth, gilt-lettered spine (boards and extremities rubbed, corners bumped, top spine of Vol. II chipped, spine of Vol. III with faint shelf-mark), yellow endpapers. Text generally clean with only little age-toning and occasional minor spotting, some foxing to plates. Provenance: Institute of Actuaries (small stamp to title-page of Vol. II); Haileybury College Science Library (bookplate to front pastedown and shelf-mark to first flyleaf of Vol. III). A very good set, very rare in its original publishers cloth. (#002137) € 10,000

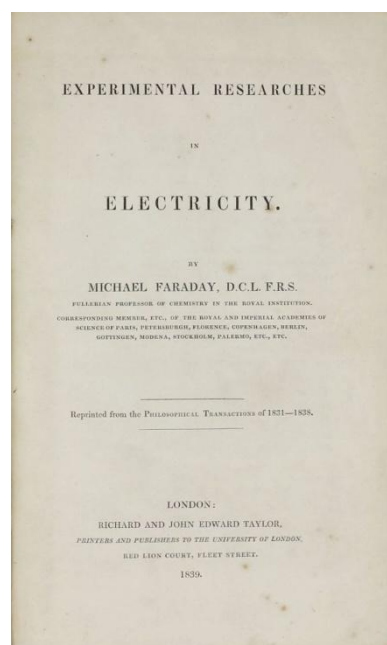


PMM 308; Horblit 29; Norman 762, Sparrow 62, Jeffreys 297. - First edition in book form. "Between 1832 and 1852 Faraday published twenty-nine series of papers in the *Philosophical Transactions* under the title "*Experimental researches in electricity*"; it was through these

papers that his major discoveries relating to electricity and magnetism were first published ... These papers, along with pertinent papers and letters published in other scientific journals, were collected in three volumes published in 1839, 1844 and 1855. The collection encompasses the entire range of Faraday's remarkable achievement, including his discovery of electromagnetic induction, his demonstration of the identity of all forms of electricity, his first general theory of electricity as a function of interparticulate strain, and the last series of researches on magnetism, containing the germ of modern field theory, in which Faraday rejected his earlier model of the transmission of magnetic energy in favor of one locating the manifestation of magnetic energy in the field surrounding the magnet." (Norman 762).


The author's epoch-making discovery of the means to generate electricity by electro-magnetic induction is the principle behind the dynamo and the transformer, and the foundation of the modern electrical industry. The experiments that Faraday recorded in this paper marked the beginning of his "great series of investigations into electricity" (PMM), through which he established the identity of all types of electricity, the magnetic properties of the earth and his theory of "lines" or "tubes" of magnetic force, "the starting point for the revolutionary theories of Clerk Maxwell and later of Einstein" (PMM).

The original publisher's bindings are always disparate in colour and/or type of cloth. The first two volumes have a brownish-green colour of the fine-diaper cloth whereas the third volume is bound in a rather bluish-green cloth which either has a pebble- or a diaper texture. The Quaritch-reprints are bound in a pebble-textured cloth.



An almost pristine copy of Quaritch's reprint edition

- 16 FARADAY, Michael.** *Experimental Researches in Electricity* . . . reprinted from the *Philosophical Transactions*. 3 volumes. London: Bernard Quaritch, 1839, 1844, 1855 (but 1878-82). 8vo (220 x 145 mm). viii, 574; viii, 302; viii, 588 pp. 17 engraved plates (13 folding), woodcut diagrams in text, half-titles in vols. 2 and 3 (not called for in vol. 1), no advertisement leaf at end of vol. 1. Original publisher's green pebbled cloth with spine lettered in gilt. Uncut and largely




unopened. Text very clean, crisp and virtually unfoxed. An outstanding, well preserved and greatly unsophisticated copy, with only a few gatherings opened. Provenance: The library of Hugh Selbourne. (#002463) € 2,000

PMM 308, Horblit 29; Norman 762 (all for 1st ed.); DSB IV, 527-40. QUARITCH REPRINT of the FIRST COLLECTED EDITION, with line "Facsimile Reprint" to title-pages. Containing the 29 papers published by Faraday in the Philosophical Transactions of the Royal Society between 1832 and 1852. The collection includes all of Faraday's most important contributions to the fields of electricity, electro-magnetic induction and magnetism.

The author's epoch-making discovery of the means to generate electricity by electro-magnetic induction is the principle behind the dynamo and the transformer, and the foundation of the modern electrical industry. The experiments that Faraday recorded in this paper marked the beginning of his "great series of investigations into electricity" (PMM), through which he established the identity of all types of electricity, the magnetic properties of the earth and his theory of "lines" or "tubes" of magnetic force, "the starting point for the revolutionary theories of Clerk Maxwell and later of Einstein" (PMM).

By the father of Dentistry

- 17 FAUCHARD, Pierre.** *Frantzösischer Zahn-Artzt, Oder Tractat von den Zähnen: Worinnen die Mittel, selbige sauber und gesund zu erhalten, sie schöner zu machen, die verlohrene wieder zu ersetzen, und die ungesunden, wie auch die Kranckheiten des Zahnfleisches, und die Zufälle, welche anderen nahe bey den Zähnen liegenden Theilen zustossen können, zu heilen, gelehret werden...* Two parts in one volume. Berlin: Joh. Andreas Rüdiger, 1733. 8vo (166 x 104 mm). [2], 24, [3]-14, 17-492; 392, [72] pp., engraved frontispiece and 40 engraved plates. Includes the final blank. Pagination errors with first numbered page starting at p.[3] and pp. 15-16 omitted. Signatures: $\pi 1$)⁸)⁴ A⁸ (-A1.8) B-Z⁸ Aa-Gg⁸ Hh⁸ (-Hh7.8); A-Z⁸ Aa-Ff⁸. Contemporary half vellum over marbled boards, with remnant of paper label and hand-lettered shelf number to spine (rubbing and soiling, corners little bumped). Text somewhat browned and spotted. A fine, unrestored copy. Collated complete. (#002536) € 8,500




Waller 10619; Crowley 128; cf. PMM 186 (first French ed. 1728); Garrison-M. 3671 - The rare first German edition of the influential work. "Pierre Fauchard has been called the 'Father of Dentistry'; his comprehensive and scientific account of all that concerned dentistry in the

18th century is one of the greatest books in the history of the subject" (Garrison-M). "in fact the first scientific work on its subject, and modern dentistry begins with its publication. Fauchard describes in fullest details the procedure of operative dentistry, in the filling of teeth and most especially in prosthesis, which is that part of dental surgery concerned with artificial dentures, bridge work and the like. He was especially novel in his method for correcting irregularities and was the first, for example, to describe the use of metal bands or braces for this purpose." (PMM 186).



The rare offprint of Fraunhofer's milestone paper in astrophysics

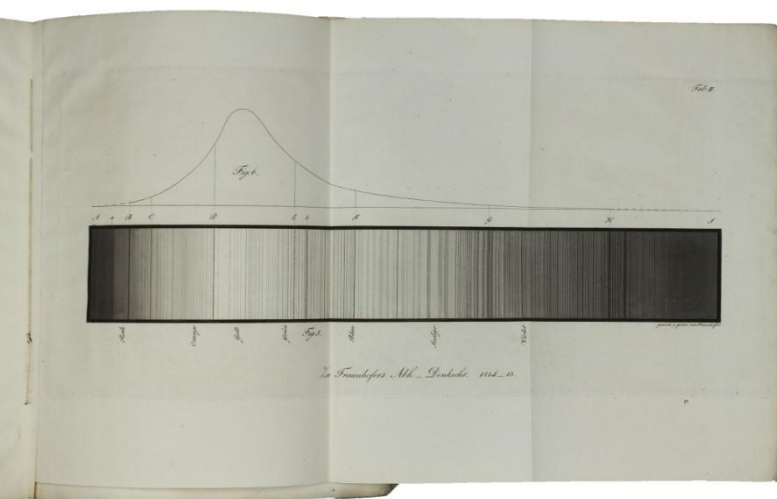

18 FRAUNHOFER, Joseph. *Bestimmung des Brechungs- und Farbenzerstreuungs- Vermögens verschiedener Glasarten.* Offprint from: *Denkschriften der königlichen Academie der Wissenschaften zu München für die Jahre 1814 und 1815*, vol. 5. Munich: Lentner, [1817]. 4to (270 x 215 mm), [1] 2-34 pp., 3 engraved plates (2 folding). Original* marbled wrapper (little soiled and browned in margins). Without the separate title-leaf found in a few copies.** Text clean and bright with just little dust soiling at outer margins of few leaves, plate III a bit wavy at fore-margin, very light brown-staining at gutter of p. 6/7, probably from a formerly inserted paper-slip. An outstanding copy of the very rare offprint. (#002548) € 38,000



Dibner 153 (journal article); PMM 278a (journal article); Sparrow 70; Norman 836 (offprint); DSB V, p.143. - FIRST OFFPRINT EDITION AND OF GREATEST RARITY, of a fundamental paper in astrophysics. Fraunhofer, a skilled optician and designer of precision optical instruments, described in this paper, read before the Bavarian Academy in 1815, his accidental discovery of the absorption lines of the solar spectrum. In 1814, while conducting tests on the dispersion and refractive index for different kinds of optical glass, Fraunhofer "observed the effect of the refracting medium on light, comparing the

effect of light from flames with light from the sun, and found that the solar spectrum was crossed with many fine dark lines, a few of which William Hyde Wollaston had observed and reported upon in 1802. [Wollaston had incorrectly interpreted the lines as borders between the colors]. Designating the more distinct lines with capital letters... he mapped many of the 574 lines that he observed between B on the red end and H on the violet end of the spectrum. Sometime later he noted that some of these lines appeared to correspond to the bright doublet of lines in many flame spectra; yet he noted further that while the pattern observed for the sun and planets [being reflected sunlight] appeared identical, the patterns for the sun, Sirius, and other bright stars differed from one another. He concluded that the lines originated in the nature of the light source.

"These observations stimulated considerable interest for the next half-century among natural philosophers, whose speculations culminated in the classical explanation of absorption and emission spectra made by Kirchoff and Bunsen in 1859" (DSB). The dark lines, whose exact explanation has never been explained, are still known as Fraunhofer lines. Their discoverer continued to explore and map them during the following years; using a grating device of this own invention he eventually was able to determine the wavelengths of specific colors of light and to make highly precise measurements of dispersion (see below). Although his research was conducted with the purely practical aim of producing the finest possible optical instruments, Fraunhofer's achievements "justify describing him as the founder of astrophysics" (PMM). Plate 2, reproducing Fraunhofer's map of the lines of the solar spectrum, is the FIRST ILLUSTRATION OF THE SOLAR SPECTRUM.




The famous Fraunhofer paper is rare as the journal was printed in a small run. Only two copies of the offprint appeared at auction in the past 30 years (Richard Green Library sale, Christies 2008, and the Norman Library Sale, Christies, 1998).

*Interestingly, the Tourniquet pattern of the marbled wrappers of our copy is identical to that of the copies in the Gauss-Bibliothek Göttingen and the Bayerische Staatsbibliothek München. Thus, we can assume that this is the original wrapper used at the time of binding the Fraunhofer offprints. **As in ours, both copies in that libraries don't have the separate title-leaf showing place, publisher and year, which is present in the Norman copy. We suppose that most copies were issued without that separate title-leaf.

"All the World's a Chess Board" The first printed book mentioning the chess play

19 GALLENSIS, Johannes (JOHN OF WALES). *Summa collationum, sive communiiloquium.* Cologne: Ulrich Zell, c. 1470. 4to (210 x 145 mm). 262 unnumbered and unsigned leaves (complete). Collation: [a-z⁸ A-I⁸ K⁶]. Gothic Type in 27 lines. Red-painted lombards. Contemporary South German calf binding over wooden boards with fine single stamps (flower pot, two-headed eagle, crowned Maria initials) and fine embossed brass fittings. Spine and endpapers renewed, movable parts of the clasps removed. Outer margins partly with minor browning or spotting, few small damages in blank margins backed with paper. Provenance: First leaf with 17th century inscription of the Carmelits Santa Barbara at Würzburg; Bookplate Victor von Stedingk. Beautiful and well-preserved copy on strong and wide-margined paper. (#002540) € 110,000



FIRST EDITION AND OF GREATEST RARITY. Only one copy is recorded at auctions in the past 50 years. The first printed book mentioning chess, comparing man's life with a chess play (*Mundus iste totus quoddam scaccarium est*). The more famous book on chess by William Caxton was printed some years later, in 1476. (Ehn/Kastner). The dating of the *editio princeps* is difficult as no such details are printed in the colophon. The dating by Historians range from 1466 to 1472 (see V. Scholderer and Voulliéme).

John of Wales was a Franciscan theologian who wrote several well-received Latin works, primarily preaching aids, in Oxford and Paris in the late-thirteenth century. Through his *communiiloquium* without systematic claim, John of Wales aims to provide preachers of his time material for moral edification, setting a focus on the ancient writers, and to make them familiar with their obligations and moral patterns of behaviour. (BBKL III, 385ff).



Of vital importance today however is the longer passage about the morality of the chess play. In the typical chess symbolism of the Middle Ages, Johannes Gallensis compares life to a chess game: "The world resembles a chess-board which is chequered white and black, the colours showing the two conditions of life and death, or praise and blame. The chessmen are men of the world who have a common birth, occupy different stations and hold different titles in this life, who contend together, and finally have a common fate which levels all ranks. The King often lies under the other pieces in the bag." (Mark Weeks, *Chessforallages blogspot*). According to Lasa, the interpolated section about chess is present only in the first and the fifth edition of the *communiiloquium* (Lasa). In this *editio princeps* it occurs in part 1, distinction 10, chapter 7. Exactly this passage

is found in MS 2253, fol. 135v–136r, a manuscript dated ca. 1340 in the British Library's Harleian Collection (see S. Fein, MS Harley 2253, Art. 109). For the English translation of the manuscript text on chess play, which is identical to the passage in the *communiloquium*, see online at <http://d.lib.rochester.edu/teams/text/fein-harley2253-volume-3-article-109>.

Literature:

Hain *7440; GW M13986; Goff J 328; BMC I, 191; BSB I-574; Polain 2279

Fein, S. et al. (Editors). *The Complete Harley 2253 Manuscript*, Volume 3, 2015.

Lasa, T. von der. *Literatur und Geschichte des Schachspiels*, Leipzig 1897, pp. 70-75.

Murray H. J. R. A. *History of Chess*, London: Oxford University Press, 1913, 530-4.

Ehn, M. & Kastner, H. *Alles über Schach*, 2010, Schlütersche, p. 401.

Swanson, J. H.. *John of Wales - A study of the works and ideas of a thirteenth-century friar*. Cambridge University Press, Cambridge, 1989, (on chess, see p.98)


Beltrán, E. *Christine de Pizan, Jacques Legrand et le "Communiloquium" de Jean de Galles*. In: *Romania. Revue trimestrielle consacrée à l'étude des langues et des littératures romanes* 104 (1983), pp. 208-228.

Rauner, E. *Johannes Gallensis*. In: *LexMA*, V, 1991, Sp. 577.

Voullième. *Der Buchdruck Kölns bis zum Ende des fünfzehnten Jahrhunderts*, 1903, 657.

Scholderer, V. In *Nat. Libr. of Wales J.*, 3 (1943-44), p.76.

20 HAÜY, René Just. *Traité de Minéralogie*. Paris: Louis, 1801. Four text volumes, 8vo (198 x 126 mm) and one atlas volume, oblong 4to (226 x 249 mm). [4], lvi, 494, [2]; [4], 617 [1], [2]; [4], 588 [2];



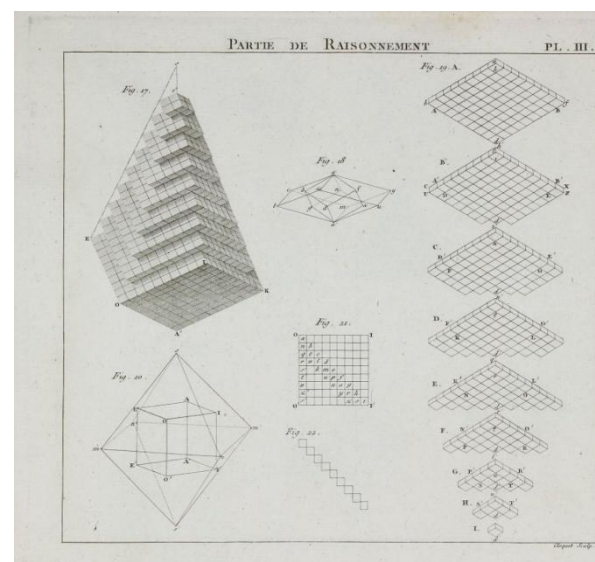
[4], 592 [2] pp, including half-titles and errata slips in each volume. Atlas volume [8], 10, [2] pp and 86 engraved plates. Bound in contemporary half mottled calf, spines elaborately tooled in gilt, red and green gilt morocco lettering pieces (little wear to extremities, corners scuffed and bumped, upper spine of vol. I and lower spine of vol. IV repaired). Little age-toning and very minor occasional spotting in text, faint dampstaining to blank margin of title-page and few leaves in vol. IV. The plates clean and virtually unfoxed. Provenance: signed by the publisher beneath the "Extrait du Decret concernant les Contrefacteurs" on the verso of the half-title in volume I. All in all a fine, crisp and clean copy, rarely found in uniform binding of the atlas and text volumes as here.

(#002537)


€ 3,900

Roller-G. I, 521; Honeyman 1627; Hoover 391; En Français dans le texte 176;

DSB VI, p.178. - FIRST EDITION. In 1801, Haüy published "his main work, *Traité de Minéralogie*, the first volume of which presented his crystal theory; in the three subsequent volumes, he expounded his system of mineral classification." (DSB). In this work, he revised the nomenclature of minerals as well as describing his discovery of the geometrical law of crystallization. This is the man who truly founded and developed the science of crystallography and, as Adams says, was simple, modest, a lover of learning, whose attention was directed to the study of mineralogy almost by chance. In handling a group of calcite crystals at the home of a friend, Haüy accidentally dropped them. When he re-examined the broken prism he noticed a new form, bounded by faces as smooth and shining as the original. "A new light broke upon the subject" (Hoover).

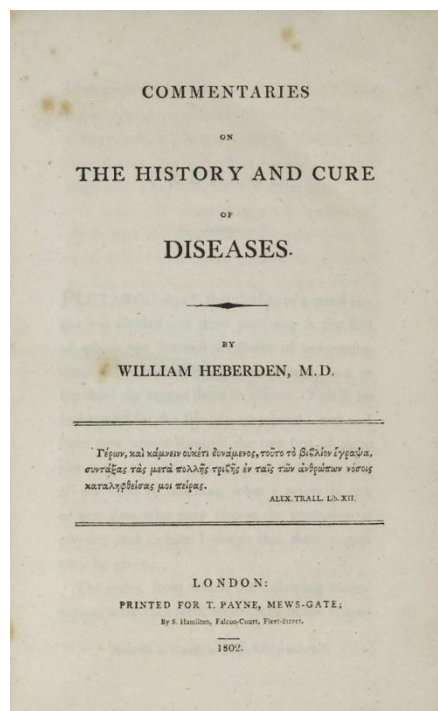


- 21 HERBERDEN, William.** *Commentaries on the History and Cure of Diseases.* London: T. Payne, 1802. 8vo (211 x 132 mm). v [5], 483 [1] pp. Contemporary half calf, rebacked, new endpapers. Text only little browned, occasional spotting. Provenance: The library of Hugh Selbourne. (#002417) € 1,900




Norman 1033, Heirs of Hippocrates 910; Wellcome III, p. 230; cf. Garrison-Morton 2207 (for Latin edition of same year) - FIRST EDITION in English. "Samuel Johnson called Heberden 'ultimus romanorum, the last of our learned physicians.' Heberden's *Commentaries*, originally published in Latin in the same year as the English translation, contains all of his important medical papers. These include an expanded version of his classic paper on angina pectoris, whose careful analysis of the various clinical symptoms placed knowledge on the disease on a scientific basis; Heberden was the first to describe its most striking symptom of oppression or pain in the chest. Also included is his account of the nodules in the terminal finger-joints ('Heberden's nodes') that occur in arthritis deformans; his paper on varicella (chicken pox), in which he clearly distinguished

this disease from smallpox; and his account of night-blindness ('nyctalopia'). (Norman 1033).

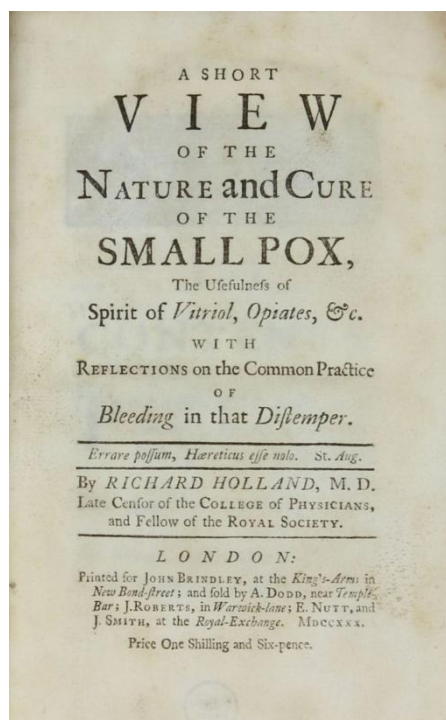


- 22 HOLLAND, Richard.** *Observations on the Small Pox: or, an Essay to Discover a Mord Effectual Method of Cure.* London: John Brindley, 1728. [8], xix [1], 162 (i.e. 160) pp. including final ad leaf, with leaves O3 and Q4 not cancelled, and p.162 numbered correctly. [Bound before:] *A Short View of Nature and Cure of the Small Pox.* London: John Brindley, 1728. [8], 3-117 [3] pp. Two works in one volume. 8vo (179 x 108 mm).



Contemporary panelled calf, gilt lettering piece "Holland on the Pox" on spine, red-spinkled edges. Internally clean and bright, with the first title-page and final leaf only little browned, endpapers browned in margins from binder's glue. Faint dampstain to upper corner of first 12 leaves. Provenance: Coward College Library (armorial bookplate to front pastedown). A fine copy. (#002452) € 2,800

NLM/Blake pp. 218-19. Scarce first edition treatises on the small pox by the physician Richard Holland (1688-1730). According to the printer William Bowyer only 300 copies of *Short View*, and 500 copies of *Observations* were printed, of which our copy has the original leaves O3 and Q4 usually found as cancels.



The foundation of modern Geology

23 HUTTON, James. *Theory of the Earth; or an Investigation of the Laws Observable in the Composition, Dissolution and Restoration of Land upon the Globe.* In: Transactions of the Royal Society of Edinburgh, Vol. 1 (1788), pp. 210-304 [2], including 2 engraved plates and extra leaf of plate explanation bound after. Edinburgh: J. Dickson, 1788. 4to (265 x 210 mm). Entire volume: xii, 100, 1-304 [2] 305-336, 1-209 [3] pp., general title with engraved vignette, final errata leaf and 4 engraved plates. Text only very little browned, occasional slight foxing (mainly to first leaves, the Hutton paper only little affected). Contemporary tree calf, gilt red morocco spine label (hinges cracked but firm, volume label gone, extremities rubbed). [Joined]: Transactions of the Royal Society of Edinburgh, Vol. 2 (1790), viii, [2], 80, 244, 267 [1] pp., 1 folding letterpress table and 9 engraved plates (7 folding); Vol. 3 (1794), vii [1], 148, 279 [1], 162 [2] pp., 22 engraved plate (14 folding); and Vol. 4 (1798), vii [1], 39 [1], 87 [1], 222, 121 [3] pp., 12 engraved plates (7 folding). All contemporarily bound in tree calf with gilt-lettered red morocco labels and blue-sprinkled edges. With errata leaf to each volume, but bound without general half titles. Very little browning to text, occasional minor foxing. Provenance: James Whatman (armorial bookplate to front pastedowns); The library of Hugh Selbourne (small ink stamp to titles verso and p.51). A fine set in uniform contemporary binding, printed on strong paper. Completely unrestored, unstained and unmarked. (#002506) € 9,900

Dibner 93; Sparrow 107; Norman 1130 (offprint); PMM 247 (note); ESTC T145935, T145936, T145937, T153067; Challinor 40; Ward & Carozzi 1161. - FIRST PUBLICATION OF HUTTON'S FAMOUS PAPER NOW REGARDED AS THE FOUNDATION OF MODERN GEOLOGY. Hutton's paper was expanded into a three-volume work, *Theory of the Earth* in 1795, published shortly before his death.

His fundamental conception - now accepted as a matter of course, but then entirely new - was the doctrine of uniformitarianism. The formation of the surface of the earth is one continuous process which can be studied entirely from terrestrial materials without cosmological or supernatural intervention (PMM).



The paper is divided into four parts: the first demonstrates that the Earth is a unique creation by a divine Creator consisting of core, water, crust and air, all of which in turn are governed by basic powers such as centrifugal forces, light, heat, cold and condensation, all of which keep the Earth in balance; part II deals with the consolidation of strata, refuting the theory of aqueous solution and crystallization, substituting heat and fusion as the relevant processes; the third part investigates land production above sea level, demonstrating subterranean heat is universal and sufficient to achieve uplift; and finally, Hutton rejects catastrophism, and embraces a uniformitarian view whereby processes observable in the present have always been at work in the past, and will continue to do so in the future. "It firmly established the conception of the geological cycle and insisted on the length of geological time." (Challinor p.69).

A few other important papers by Hutton are contained in the other volumes of the Transactions. One of the more important is his 'Observations on granite' (presented to members of the Royal Society of Edinburgh, and published in vol. III of the Transactions in 1794), in which he shares his views on the origin of igneous rocks. "During his field work, Hutton was able to find unequivocal evidence to show that molten granite had invaded the surrounding stratified rock, that is to say it was intrusive igneous rock of younger age than the country rocks. This represents the first demonstration

of the class of rocks that we now refer to as intrusive igneous rocks" (M. Brown & P. M. Piccoli, *The Origin of Granites and related Rocks*, Abstracts Third Hutton Symposium, 1995, p. 1).



A landmark of modern thought

24 KANT, Immanuel. *Critik der reinen Vernunft*. Riga: Johann Friedrich Hartknoch, 1781. 8vo (197 x 119 mm). [24], 856 pp., pp. 426-461 unpaginated. Engraved title vignette and a few small

engraved vignettes in text. Contemporary blue paper-covered boards, flat spine with brown label lettered in blind, blue-sprinkled edges (boards and extremities lightly rubbed, corners little bumped and scuffed). Light browning and occasional pale, mainly marginal, spotting to text, p.19 with small stain from lamp oil. A fine, unrestored and unmarked copy in original German binding. (#002531) € 21,000

PMM 226; Norman 1197; Warda, *Die Druckschriften Kants*, 59. FIRST EDITION of Kant's most highly regarded work and a landmark of modern thought. "Kant's great achievement was to conclude finally the lines on which philosophical speculation had proceeded in the eighteenth century, and to open up a new and comprehensive system of dealing with the problems of philosophy ... The influence of Kant is paramount in the critical method of modern philosophy. No other thinker has been able to hold with such firmness the balance between speculative and empirical ideas. His penetrating analysis of the elements involved in synthesis,

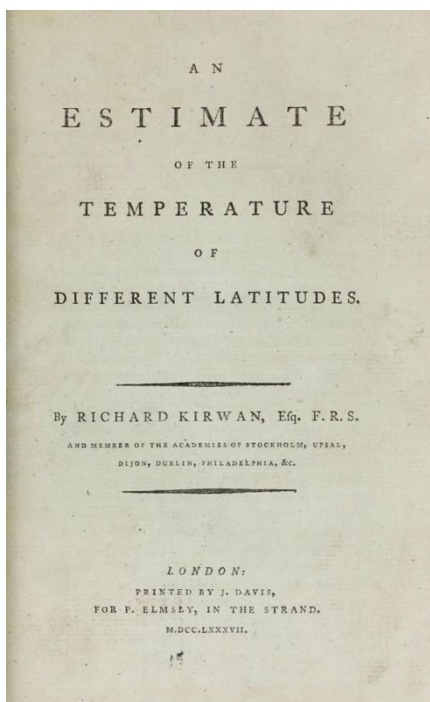
and the subjective process by which these elements are realized in the individual consciousness, demonstrated the operation of "pure reason"; and the simplicity and cogency of his arguments achieved immediate fame. Kant's achievements in other branches of philosophy were equally distinguished and fruitful... His methods... dominated western philosophical thought throughout the nineteenth century as they do today" (PMM).



25 KIRWAN, Richard. I. *An Estimate of the Temperature of Different Latitudes*. London: printed by J. Davis, for P. Elmsly in the Strand, 1787. viii, 114 pp. [Bound with] II. *An Essay on Phlogiston, and the Constitution of Acids*. London: J. Davis for P. Elmsly in the Strand, 1787. [6], 146, [2] pp., including half-title, errata leaf and publisher's adverts leaf at end. 8vo (199 x 122 mm). Two works in one volume. Contemporary calf (upper hinge cracked but holding, corners bumped and worn. Internally crisp, clean and virtually unfoxed. Provenance: J. H. Streatfield (inscribed on front pastedown " West Green, Nov. 1902"); The library of Hugh Selbourne (small ink stamp to first title verso and p.51). (#002476) € 1,000

I. Sabin 38013; DSB VII, p.390. FIRST EDITION. An early work in comparative climatology. The study includes North America, West Indies, etc.


II. Duveen, p. 324; DSB VII, pp. 388-9; Partington III, pp. 660-665. - FIRST EDITION. One of Kirwan's most interesting books is his defense of the phlogiston theory. "First published in 1787, the *Essay* defended the phlogiston theory against the views then being promulgated in France by Lavoisier and his followers. Kirwan identified phlogiston with "inflammable air" (hydrogen), comparing it with "fixed air" (carbon dioxide) ... He did not deny the observations on which Lavoisier had based his



rejection of phlogiston, but believed them to be explicable in terms of the older theory, which, on the whole, accorded best with known chemical facts ... Kirwan abandoned the phlogiston theory in 1791 because he failed to show conclusively the formation of fixed air from phlogiston and oxygen" (DSB).

Lagrange's foundation work on analytical mechanics

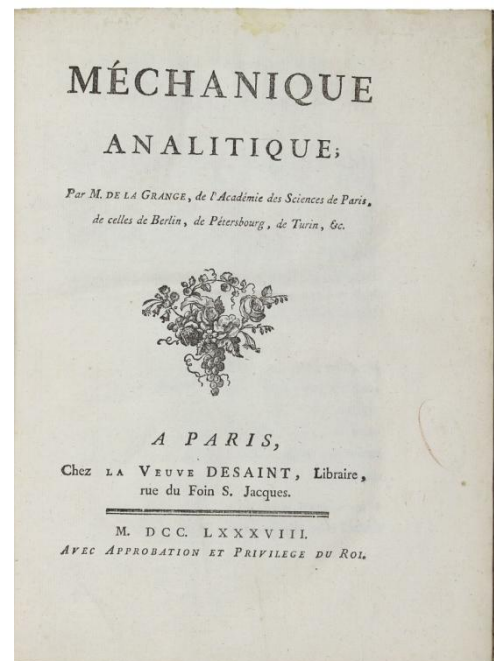
26 LAGRANGE, Joseph Louis. *Méchanique Analitique*. Paris: chez la Veuve Desaint, 1788. 4to (257 x 197 mm). xii, 512 pp., including the half title. Later half speckled sheepskin over marbled boards, spine decorated in blind and with gilt-lettered morocco label (rebacked, extremities lightly worn), without the first free endpaper. Interior clean with only little browning and very minor occasional spotting, tiny hole in pp. 449/50 and 471/72 (affecting one page numeral), faint old oval stamp to p.11. Provenance: Ticket of Galloway & Porter Ltd., Cambridge to front pastedown. A fine copy of this important work. (#002549) € 7,500



boards, spine decorated in blind and with gilt-lettered morocco label (rebacked, extremities lightly worn), without the first free endpaper. Interior clean with only little browning and very minor occasional spotting, tiny hole in pp. 449/50 and 471/72 (affecting one page numeral), faint old oval stamp to p.11. Provenance: Ticket of Galloway & Porter Ltd., Cambridge to front pastedown. A fine copy of this important work. (#002549) € 7,500

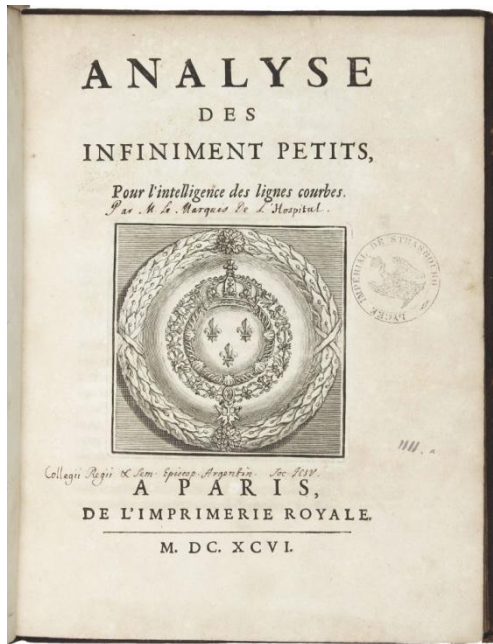
Dibner 112; Horblit 61; Norman 1257; Sparrow 120; Honeyman 1880; En Francais dans le texte 179. - FIRST EDITION OF LAGRANGE'S FOUNDATION WORK ON ANALYTICAL MECHANICS. Lagrange's masterpiece was an extension on Newton's work on mechanics. In it he moulded theoretical mechanics into a system from which fundamental equations describing the motions of any systems of bodies could be derived. To achieve this Lagrange combined the principle of virtual velocities with d'Alembert's principle. He thereby set down the principle of virtual velocities as applied to mechanics. In his preface, Lagrange

draws attention to the absence of diagrams in the book, which he believed the lucidity of his own presentation had rendered superfluous. "With the appearance of the *Méchanique Analitique* in 1788, Lagrange proposed to reduce the theory of mechanics and the art of solving problems in that field to general formulas, the mere development of which would yield all the equations necessary for the solution of every problem... [it] united and presented from a single point of view the various principles of mechanics, demonstrated their connection and mutual dependence, and made it possible to judge their validity and scope" (DSB).



The first textbook of the differential calculus

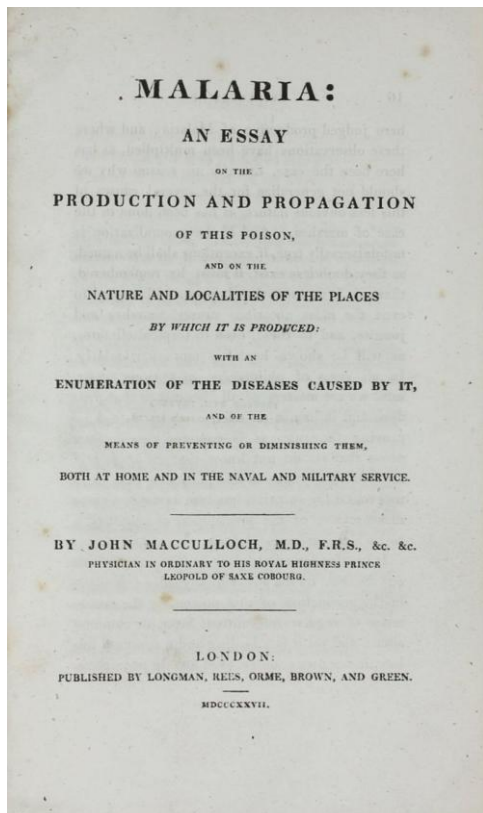
27 L'HOSPITAL, Guillaume Francois Antoine, Marquis de. *Analyse des infiniment petits, pour l'intelligence des lignes courbes*. Paris: l'Imprimerie Royale, par les soins de Jean Anisson, 1696. 4to (249 x 190 mm). [20], 181 [3] pp, including first blank, final imprint leaf, title-engraving of French royal arms, 11 numbered folding engraved plates, engraved allegorical head-pieces (one by Le Pautre), engraved tail-piece by G. Audran, engraved initials, woodcut tailpiece, one signed PLS (Pierre Le Sueur). Contemporary calf, spine with 5 raised bands, gilt-lettered and gilt-decoated in compartments (boards and extremities worn, corners bumped and scuffed, head of spine chipped). Text and plates generally very clean and unstained, light browning and occasional minor spotting to text, author's name added in script to title. Provenance: Collegii Regii Sem. Episcop. Argentini. Soc. Jesu (inscription at bottom of title-page); Lycee Imperiale Strasbourg (stamp to title-page and a few text pages). All in all a fine copy. (#002538) € 5,000



Norman 1345; Honeyman 2006; DSB VIII, p.304; Babson, Supplement, p.30. - FIRST EDITION OF THE FIRST TEXTBOOK OF THE DIFFERENTIAL CALCULUS "which includes the original publication of ideas originated and developed by Leibniz and the Bernoullis. L'Hospital, who learned the new calculus from Johann 1 Bernoulli, entered into a financial arrangement with Bernoulli whereby, for an allowance, Bernoulli would communicate to him some of his (Bernoulli's) mathematical discoveries. L'Hospital freely acknowledged his indebtedness to his sources, but also claimed credit for some work which was not his own. The ninth chapter of his textbook contains what is now known as "L'Hospital's rule" for finding the limiting value of a fraction whose numerator and denominator tend to zero; however, this rule was actually the work of Bernoulli, who included it in his letter to L'Hospital of 22 July 1694." (Norman 1345).

The first time the term 'malaria' is used in an English scientific publication

28 MACCULLOCH, John. *Malaria: An Essay on the Production and Propagation of this Poison, and on the Nature and Localities of the Places by which it is produced : with an enumeration of the diseases caused by it, and of the means of preventing or diminishing them, both at home and in the*




naval and military service. London: Longman, Rees, Orme, Brown, and Green, 1827. 8vo (216 x 132 mm). iv, [2], [1]-480 pp. Errata leaf. Later half calf over cloth, spine with gilt morocco label (rubbing to spine and boards, corners bumped). Internally clean, very little spotting in places. Provenance: Oxford, Bodleian library (armorial bookplate signed "E. BIBL. RADCL." to front pastedown and deaccession stamp); The library of Hugh Selbourne.

(#002421) € 1,200

Wellcome IV, p.7. - FIRST EDITION. John MacCulloch (1773-1835) was a Scottish surgeon and geologist, president of the Geological Society from 1816 to 1818, and fellow of the Royal Society. "MacCulloch inquiring mind and interest in medicine lasted throughout his life. His principal piece of medical research on malaria gained him great credit ... and it is still a valuable contribution to the history of tropical medicine. This and his work on remittent and intermittent fevers, a reviewer commented, 'brought together such an amount of curious and instructive information as has rarely been collected on any one medical subject'. The work is presented as the study of the natural history of a disease and he stresses the significance of the environment in the spread of malaria, a term first used by MacCulloch." (C. J. Duffin et al., *A history of geology and medicine*, Geol. Soc. London, 2013, p.406).

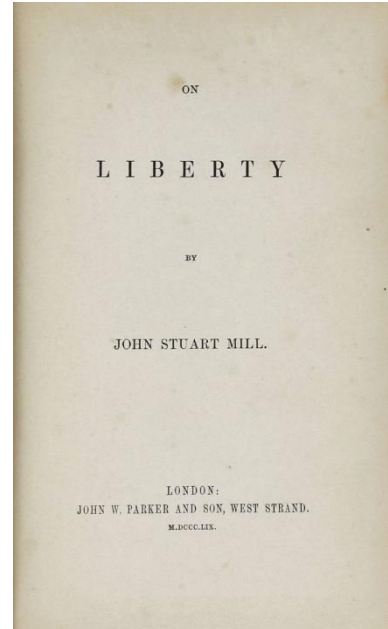
30 MILL, John Stuart. *On Liberty*. London: John W. Parker and Son, 1859. 8vo (202 x 120 mm). 207 [1], [8] pp., including 8 pp. publisher's advertisements at end. Original publisher's plum cloth with blind-stamped borders and spine lettered in gilt (spine slightly sun-faded, extremities and boards little rubbed), original red-brown endpapers. Pages untrimmed. Internally only little age-toned and with very minor occasional foxing. Provenance: Simms at Bath, bookseller and stationer (blind stamp embossed in first flyleaf). A fine and clean copy. (#002527) € 4,500



PMM 345; Schumpeter, pp. 430, 528. - FIRST EDITION of a key work by Mill, partially based on Utilitarian doctrine, remarkable for establishing philosophically the virtue of the liberty of the individual as an absolute good for the community as a whole, rather than simply as a relative virtue, in relation to tyranny and oppression.

Mill's "most widely read book ... represents the final stage in the growth of Utilitarian doctrine ... Mill realized that the 'greatest good' of the community is inseparable from the liberty of the individual. Hitherto, liberty had always been considered relative, in relation to tyranny or oppression: Mill extended tyranny to include a custom-ridden majority, and declared that 'the sole end for which mankind is justified in interfering with liberty of action is self-protection.' ... Many of Mill's ideas are now the commonplaces of democracy. His arguments for freedom of every kind of thought or speech have never

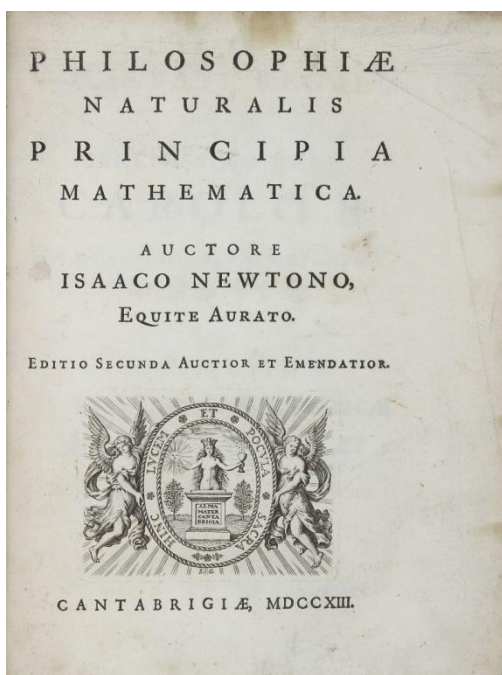
been improved on. He was the first to recognize the tendency of a democratically elected majority to tyrannize over a minority, and his warning against it has a contemporary ring: 'We can never be sure that the opinion we are endeavouring to stifle is a false opinion; and, if we were sure, stifling it would be an evil still'." (PMM 345).



31 NEWTON, Isaac. *Philosophiæ naturalis principia mathematica. Editio secunda auctior et emendatior*. Cambridge: Cornelius Crownfield, 1713. 4to (244 x 190 mm). [28], 484, [8] pp., Preface by Roger Cotes, tribute by Edmund Halley. With an engraved printer's vignette on title by "S.G.", a double-page engraved plate of the cometary orbit, and woodcut diagrams throughout.


Contemporary calf (rebacked, hinges and boards repaired, extremities worn). Internally bright and crisp, little spotting to preliminaries only, a few weak pencil annotation ascribed to Sir Alfred George Greenhill* in blank margins of text and more extensively to endpapers, creasing and soiling to leaf Gg4, a few ink spots in places. Provenance: Sir Alfred George Greenhill; the library of Hugh Selbourne (small stamp to title verso). A fine copy. (#002507) € 12,800

Babson 12; Wallis 8. - Published twenty-six years after the first, the second edition of Newton's Principia was printed at the Cambridge University Press, which Richard Bentley had recently revived. Newton was, indeed, fortunate to have Cotes, the first Plumian professor of astronomy and experimental philosophy, as his editor, the appointment dating from May 1709. Although their relationship became strained as the task grew protracted, 'virtually all aspects of Newton's work were thoroughly and painstakingly examined ... After Cotes had proposed to sign his name to a preface composed by Newton, he was authorized by Newton and Bentley to sign his own preface, a lengthy and important essay outlining his own version of Newton's method' (Domenico Meli, ODNB). A shorter author's preface and 'Scholium generale' were provided by Newton. Important additions were also made to the chapters on lunar theory and the theory of comets. Babson notes that



'Halley's verses were unwarrantably altered by Bentley, without the knowledge of Newton or Halley'. Between 700 and 750 copies printed. *Sir George Greenhill (1847-1927, mathematician).

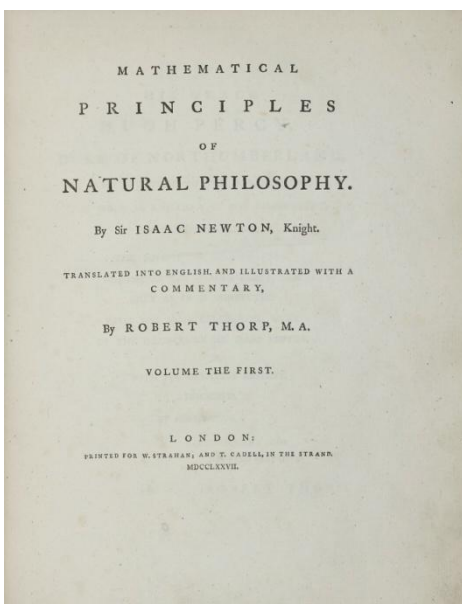
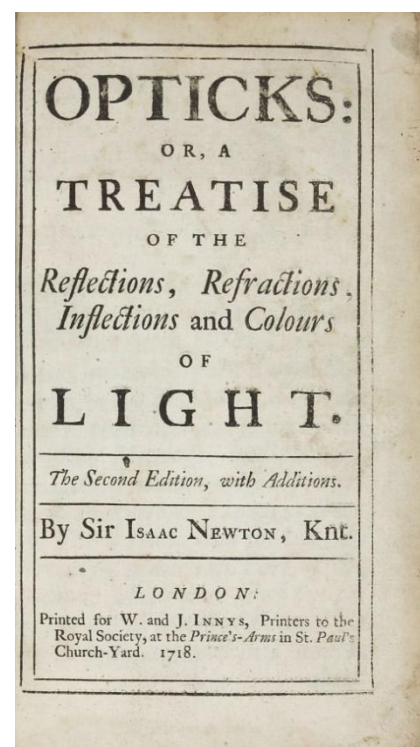
32 NEWTON, Isaac. *Opticks: or, a Treatise of the Reflections, Refractions, Inflections, and Colours of Light.* London: W. & J. Innys, 1718. 8vo (196 x 122 mm). [8], 382, [2] pp., including advertisement leaf and 12 folding engraved plates bound at end. Contemporary panelled calf, rebaked, spine with 5 raised bands gilt-lettered in first compartment (corners repaired, extremities little rubbed). Text with light even browning, occasional very minor spotting. A fine, wide-margined copy. (#002542) € 6,800



Babson 134, Gray 176, Wallis 176, PMM172 (first ed.). SECOND EDITION (first octavo), revised and enlarged by Newton, second issue with title dated 1718 but with the leaf of advertisements at end (Babson states this leaf is missing in this issue). The mathematical tracts were omitted 'as not belonging to the subject', and the number of queries at the end of book three was increased from 16 to 31, including the celebrated query no. 28 on the nature of light 'Are not all Hypotheses erroneous which have hitherto been invented for explaining the Phenomena of Light, by new Modification of the Rays?' (Babson 134).

Newton's classic work describing his fundamental experiments on the color spectrum also explains such optical phenomena as the rainbow, "Newton's rings," and the double refraction of the Icelandic spar. Newton opens his study with the claim, "My Design in this Book is not to explain the Properties of Light by Hypotheses, but to propose and prove them by Reason and Experiments." Because of Newton's reliance on scientific method, *Opticks* remained for over a century "a work of great authority; 'supreme' in Andrade's works 'as a record of experiment and scientific deduction from experiment'" (PMM).

Opticks was expanded from Newton's first publication (which was also the first major scientific discovery to be published in a scientific journal): "New Theory about Light and Colours," a paper that appeared in the *Philosophical Transactions of the Royal Society* in 1672. *Opticks* was by far the most popular of Newton's works during his lifetime; he supervised five editions himself (three in English and two in Latin), and two French editions were published before his death in 1727. The two "*Treatises of the Species and Magnitude of Curvilinear Figures*" included at the end of the text are Newton's first published mathematical papers and were intended to assert his priority over Leibniz in the discovery of the calculus.




33 NEWTON, Isaac. *Mathematical Principles of Natural Philosophy. Book the first* [all published]. *Translated into English with a Commentary by Robert Thorp, M.A.* London: W. Strahan & T. Cadell, 1777. 4to (305 x 245 mm). Iviii, [2], 360 pp., including list of subscribers, errata leaf and 22 folding engraved plates. Mid 20th century brown half morocco over cloth, spine with 5 raised bands, gilt-lettered in compartments (little rubbing to extremities, spine ends split at joints. Leaves untrimmed and unpressed. Text generally crisp and clean, occasional minor foxing (half-title and some plates stronger), little edge-fraying and dust soiling at outer margins of some leaves. Provenance: Thorp Family*, pasted paper slip with signature "Robert A. Thorp, 1827, CCC " and signature "R. J. Thorp" dated 1904 on free endpaper; John Ebdon**, signed and dated "John Ebdon, 1800" on half-title. (#002524) € 4,200

Grey 28, Wallis 28; Cohen, *Introduction to Newton's "Principia"* reprint, London, Dawson, 1969; not in Babson. FIRST EDITION of the SECOND ENGLISH translation of Newton's *Principia*. Although based on Motte's edition of 1729, Thorp's

translation is considered by Cohen to be 'notably improved and amended.' This work is rare in the market. Only three copies are recorded at auctions in the past 40 years. *Robert Thorp (1736-1812), Church of England clergyman, later Arch Deacon of Durham and co founder of Durham University. **Rev. John Ebdon, curate of Trimdon, "a man of extensive literary aquirements both as a mathematician and divine" (Gentleman's Magazine, 1817).

The rare first edition of Paré's collected works

34 PARÉ, Ambroise. *Les oeuvres de M. Ambroise Paré, conseiller et premier Chirurgien du Roy. Avec les figures et portraits tant de l'anatomie que des instruments de chirurgie, et de plusieurs monstres. Le tout divisé en vingt six livres...* Paris: chez Gabriel Buon, 1575. Folio (347 x 225 mm). [20], 945, [45] pp. Signatures: *⁶ **⁴ a-z⁶ A-Z⁶ Aa-Zz⁶ AA-NN⁶ OO⁴ (-OO4 blank). Title within engraved architectural border of the arms of France, portrait of the author to verso of leaf *3, woodcut initials, head and tail-pieces, several woodcut illustrations in text, privilege and errata leaf bound at end. Without the final blank. Later half calf, spine with 6 raised bands and gilt-lettered morocco label in first compartment (spine ends scuffed, boards rubbed and chipped, extremities worn, corners heavily bumped, hinges split but firm). Internally only little browned, occasional minor spotting, title-page little soiled and stained at outer margins and with small paper slip pasted over old signature at top margin, small waterstain to pp. 317-20, upper blank corner of O3 torn, leaf Qq1 with large brown stain and small holes affecting a few letters of text, last few leaves with light marginal waterstainings. Provenance: Grangier Jesuite (signature to lower title); Nancy, Collegio Nancei Societatis Jesu (inscription on title-page). All in all, a sound copy with ample margins and completely unrestored. (#002518) € 45,000



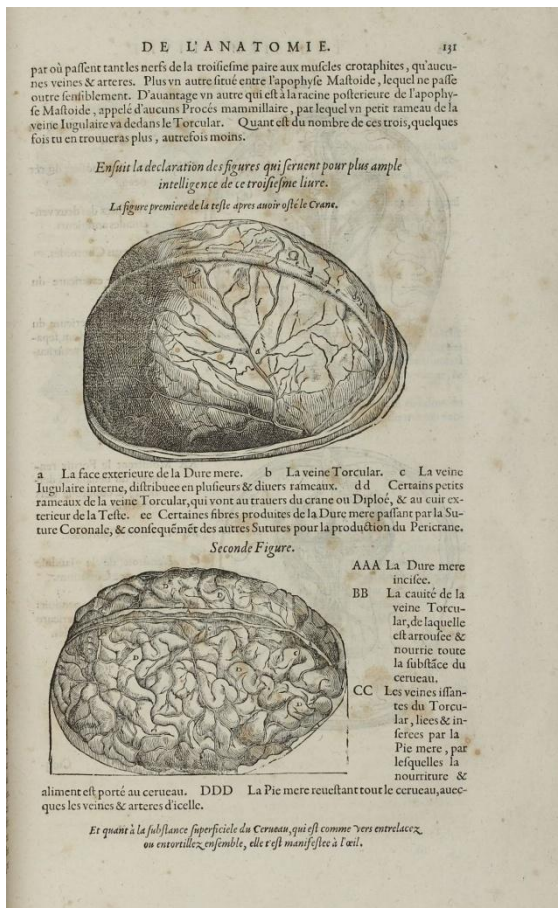
Waller 7171; Doe 29; NLM/Durling 3530; Wellcome I, 4819; USTC 29582; Garrison-M. 4750, Heirs of Hippocrates 271 (1582 latin ed.). **EXCESSIVELY RARE FIRST EDITION** of Paré's collected works, with several illustrations printed here for the first time. Only two complete copy recorded at auctions in the past 30 years (e.g. Sothebys, May 18, 2010, sold for €132,750). Most copies that have appeared on the market had issues such as lacking or supplied text leaves.

The work is profusely illustrated with almost 300 woodcut illustrations, including anatomical and surgical woodcuts, as well as woodcuts of "monsters" and zoological oddities. "Paré, of humble Huguenot beginnings and poorly educated, became the sixteenth century's outstanding surgeon and the greatest military surgeon before his fellow countryman, Larrey, more than two hundred years later. He began his studies as a barber-surgeon and at age nineteen, while working as a surgical dresser and assistant in a Paris hospital, he began to acquire the fund of practical knowledge for which he became a legend in his own time. Probably his best known innovations were his discarding the use of boiling oil in gunshot wounds and the reintroduction of simple ligature instead of red hot cauterly after amputation. He invented many surgical and dental instruments and was especially adept at devising ingenious artificial limbs" (Heirs of Hippocrates). "He was the first to suggest that syphilis is a cause of aneurysm. He

popularized the truss, introduced artificial limbs, and (in dentistry) re-implantation of the teeth" (Garrison-Morton).


The 'Oeuvres' was Paré's pride and joy and his most important work. "He had taken much care in its preparation, it was on good paper, he had good printers, fine woodcuts, and although more than half of it had already been published in earlier works it contained his care of gunshot wounds, which is still of more than passing importance. The book was subjected to much ridicule by the Faculty of Medicine as they wished to

suppress its publication. Under a law written in 1533 they had the right to review and censor any book written on a medical subject. Gourmelin, Dean of the Faculty tried his best to suppress the book, but he was not successful because Paré was a favorite of the Royal House. Paré wrote a fifteen page pamphlet in defense of the material in his book in such a forthright, honest manner that he apparently won a victory. At least he was not defeated since the book was published in its entirety and sold out in a very short time ... He defended himself by saying he was writing in his native language as Galen and Hippocrates had in theirs; that he had given credit to the ancients for their teachings; and credit to his contemporaries who had contributed approved treatments for the good of the patient; that he had always worked for the good of his country and for the young surgeon; and that some of the mysteries of surgery were explained so that the patient would be treated on a sounder basis" (H. N. Sievers, *Ambroise Pare: contributor to modern surgery*. MD Theses. Paper 127, 1969, pp. 27-28).



Outstanding presentation copy, signed by Pasteur and dedicated to Victor Hugo

35 PASTEUR, Louis. *Examen critique d'un écrit posthume de Claude Bernard sur la fermentation.* Paris: Gauthier-Villars, 1879. 8vo (224 x 139 mm). xxiv, 156 pp., text illustrations and two engraved plates by Felizat. Original printed wrappers bound in. Fine cherry-colour full morocco binding by Canape.R.D dated 1926, spine with 5 raised bands gilt-lettered in first compartment, marbled endpapers, all edges gilt, morocco turn-ins with gilt-ruled borders. Provenance: Victor Hugo. Carte de visite by Louis Pasteur and small portrait photograph stuck to second blank leaf. (#002544) € 18,000

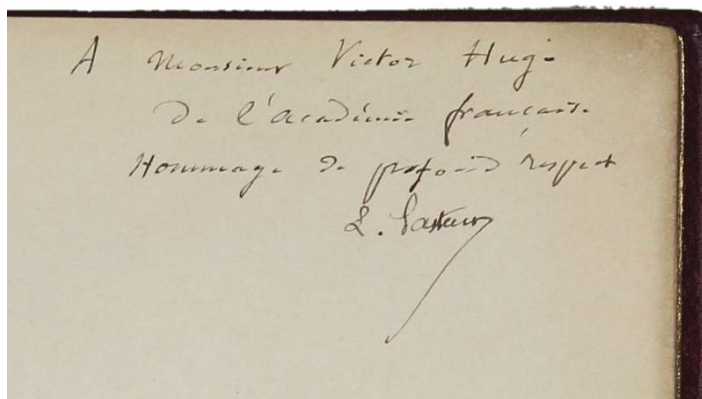


Norman 1660; Cushing P142; Heirs of Hippocrates 1900; Osler 1552. - FIRST EDITION, PRESENTATION COPY TO VICTOR HUGO, INSCRIBED BY PASTEUR on the half-title: "A monsieur Victor Hugo, de l'Academie francaise, Hommage de profond respect, L. Pasteur."

A rare instance, linking two of the greatest French men of the 19th century: one of the founders of modern medicine, Louis Pasteur, and the literary giant Victor Hugo, author of *Les misérables* or *Hunchback of Notre-Dame*. Louis Pasteur arguably was a great admirer of Victor Hugo. In a manuscript dated February 7, 1885, just a few months before the death of the great poet, he writes: "L'enfant sublime, comme l'a nommé Chateaubriand, a merite d'etre appele le sublime vieillard. Devant cette glorieuse longevite, la France donne un beau spectacle. Son acclamation est un cri de patriotisme."

Whereas Victor Hugo was elected a member of the Academie francaise on January 7, 1841 at the age of just 39, Pasteur became a member of this academy rather late, on December 8, 1881, a few days before his 60th birthday. The academy was an exclusive society made up of 40 of France's most important people. We know of at least one other copy of this book containing a dedication by Pasteur to a member of the Academie, Émile Littré, with an almost identical wording: "A monsieur Littré, de l'Academie francaise, Hommage de profond respect, L. Pasteur." Could it be possible that Pasteur presented copies of his book to members of the Academie to gain support for his election campaign?

Regarding the book itself, Pierre Bertholet, an opponent of Pasteur's controversial theory of fermentation, published a posthumous and unauthorized version of some notes by Claude Bernard, a supporter of Pasteur's, which claimed to have isolated a soluble chemical produced by yeast that caused fermentation, in contrast to Pasteur's theory. Pasteur's bitter reply strengthened his conviction that fermentation was life without air, a belief he held until Eduard Buchner isolated a soluble alcoholic ferment in 1897.

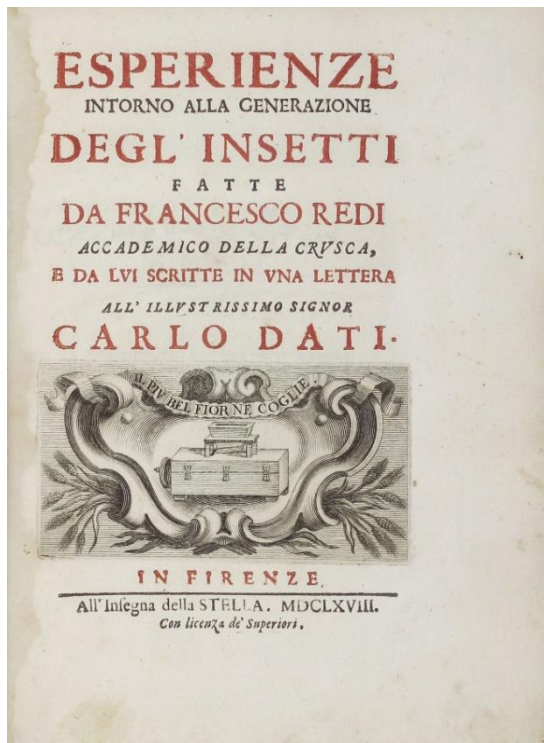


36 PEU, Philippe. *La Pratique des accouchemens* [sic]. Paris: Jean Boudot, 1694. 8vo (194 x 125 mm). [22], 613 [1], 114, [2], 15 [1] pp., including sepately paginated "*Response de Mr Peu aux Observations particulieres de Mr Mauriceau sur la Grossesse et l'Accouchement des Femmes*" und "*Response a l'Avertissement de M. Mauriceau*". 8 engraved plates, lacking the engraved portrait. Contemporary calf, spine with 5 raised bands gilt in compartments and with gilt-lettered spine label (boards and spine rubbed, upper hinge cracked, worming to hinges), marbled endpapers, red-sprinkled edges. Internally somewhat browned with occasional light spotting. Provenance: bookplate to front pastedown with motto "nunquam otiosus" and initial "M", Bibliotheque Ecole Départementale d'Accouchement (stamp to title-page). (#002517) € 600



Waller 7355; Wellcome IV, p.350; NLM/Krivatsy 8870; not in Garrison-Morton, Osler, Eimas or Norman. FIRST EDITION. This work is based on the experiences of the author while he assisted at about 5000 child births during his lifetime. He was a strong opponent of Mauriceau and of the caesarian operation.

37 REDI, Francesco. *Esperienze intorno alla generazione degli' insetti ... scitte in una lettera all' illustrissimo signor Carlo Dati.* Florence: All'Insegna della Stella, 1668. 4to (239 x 174 mm). [6], 128 pp. Half-title, title-page printed in red and black and with engraved vignette of the Accademia della Crusca, leaf with proverb in Arabic type, 28 numbered engraved plates (3 double page), 10 full-page



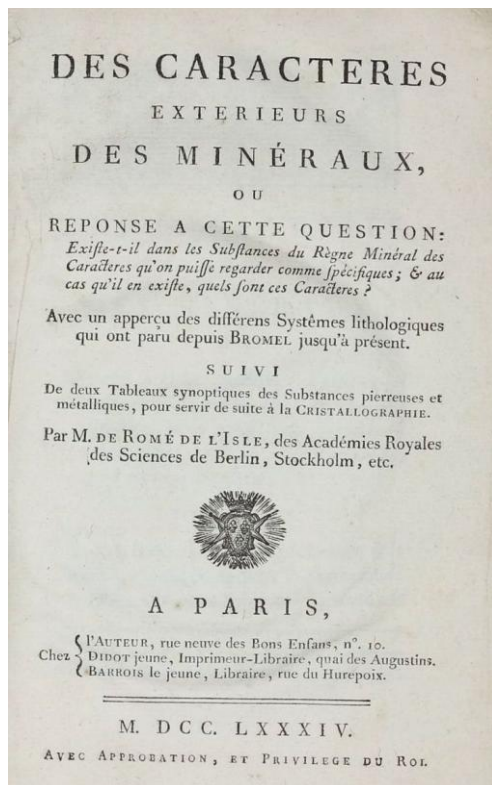
unnumbered and 2 smaller illustrations within text pagination. Without the blank leaf. Contemporary vellum, spine titled in script (rebacked with original portion of spine laid down, little worming to hinges and boards, little soiling), yapp edges, endpapers renewed. Internally only little browned, some minor spotting in places, final leaf with repair to inner blank margin. A handsome, wide-margined copy.

(#002511) € 3,700

Dibner 188; Horblit 88; Norman 1812; NLM/Krivatsy 9448; Nissen ZBI 3319. - FIRST EDITION, FIRST ISSUE without additional plate 29. Because it appears in relatively few copies, the plate may have been added as an afterthought to the copies remaining after the greater part of the edition had been sold' (Norman). Redi's most influential book, which by remarkably simple experiments disproved the belief, dating back to Aristotle, that insects -- especially carrion-eating flies -- are spontaneously generated in dead creatures. "Using four flasks, he filled two each with pieces of meat, corked two and left two open. Flies gathered within the second [pair] and the contents became wormy, the first putrid, but not wormy. He stated, 'thus the flesh

of dead animals cannot engender worms unless the eggs of the living be deposited within'" (Dibner). Redi "observed the egg-producing apparatus in insects and he also used the microscope to good advantage in observing the morphological elements characteristic of the eggs of each species" (DSB).

38 ROME DE L'ISLE, Jean-Baptiste Louis. *Des caractères extérieurs des minéraux.* Paris: Chez l'Auteur, Didot jeune, & Barrois jeune, 1784. [4], 82, [2] pp., including half-title, 3 large folding printed tables and 1 folding plate of crystal structures (misbound at end of second work). [Bound with:] II. **HALLÉ, Jean Noël.** *Recherches sur la nature et les effets du méphitisme des fosses d'aisance.*



Paris: L'Imprimerie de Ph.-D. Pierres, 1785. [2], 184 pp. 8vo (188x 125 mm). Contemporary half calf, spine decoated in gilt and with gilt-lettered red morocco label (boards and extremities rubbed, corners chipped and bumped), marbled endpapers, red-coloured edges. Text crisp and virtually unspotted, some soiling to p.45 of second work. Fine copy of two rare works.

(#002539)

€ 2,400

I. Hoover 689; DSB XI, p.522. VERY RARE FIRST EDITION of Rome de l'Isle's work on the external characteristics of minerals, which was meant as a supplement to his *Cristallographie* published one year before. In this work, "he stated his firm belief that form, density, and hardness were sufficient criteria to permit the identification of any mineral species." (DSB).

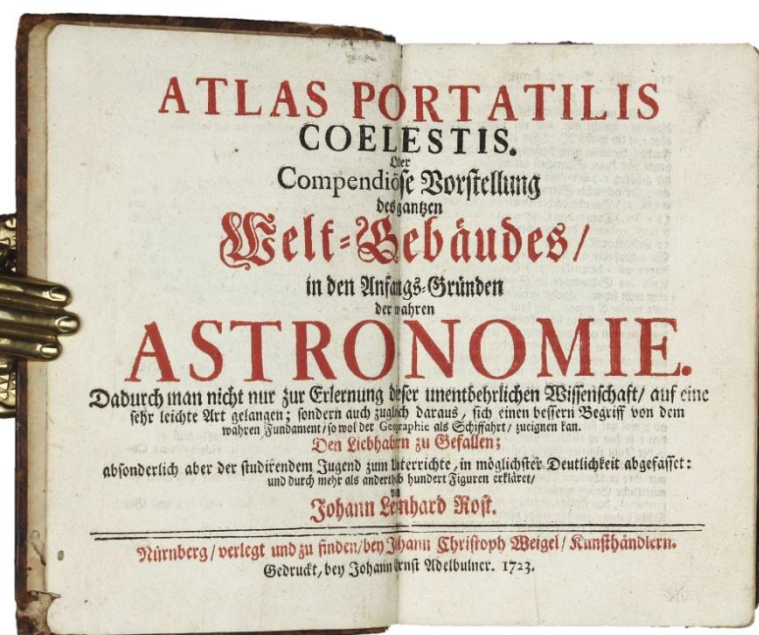
II. EXCEEDINGLY RARE FIRST EDITION with no copy recorded at auctions in the past 50 years. A work on the nature and origin of noxious and poisonous gases produced in cesspools. Jean Noël Hallé (1754-1822) was a French physician, professor of physical medicine and health at the École de Santé, and afterwards a professor at the Collège de France. He was a member of the French Académie Nationale de Médecine, and in 1795 was elected to the Académie des sciences, becoming its president in 1813. He was also "first-physician" to Napoleon


Bonaparte. Hallé was a pioneer of hygienic reform in France, and a catalyst towards educating others as to its importance. He created distinctions between public and individual hygiene, and initiated studies and awareness involving the multiple issues that involve hygiene, such as contagious diseases, health in the workplace, and problems associated with living in a high density urban environment, to name a few (Wiki).

39 ROST, Johann. *Atlas portatilis coelestis. Oder compendiöse Vorstellung des gantzen Welt-Gebäudes, in den Anfangs-Gründen der wahren Astronomie...* Nürnberg: Adelbulner für Christoph Weigel, 1723. 8vo (184 x 115 mm). [12], 362, [22] pp., double-page title printed in red and black, 38 engraved and hand-coloured plates (1 double-page). Contemporary calf (spine ends restored,

corners bumped and scuffed, upper joint cracked but firm). Internally very little age-toned, occasional very minor spotting, pale brown stain to the top margin of few leaves; little worming to endpapers and left edge of title; title slightly finger-soiled. Provenance: Montalegre for Gottfried Polycarp Müller (1684-1747), Rektor in Zittau and Bischof der Herrnhuter Brüdergemeine (bookplate to front pastedown). A fine, clean and bright copy. (#002532) € 4,000

Warner, *Sky explored* 212; Linda Hall, *Out of This World*, 23; Dünnhaupt 1638, 26. FIRST EDITION. This astronomical atlas, which adopted the style of Hevelius, features handcolored astronomical diagrams and constellations. The double-page engraving XVI shows the full moon after Hevelius. Rost (1688-1727), who studied under Wurzelbaur

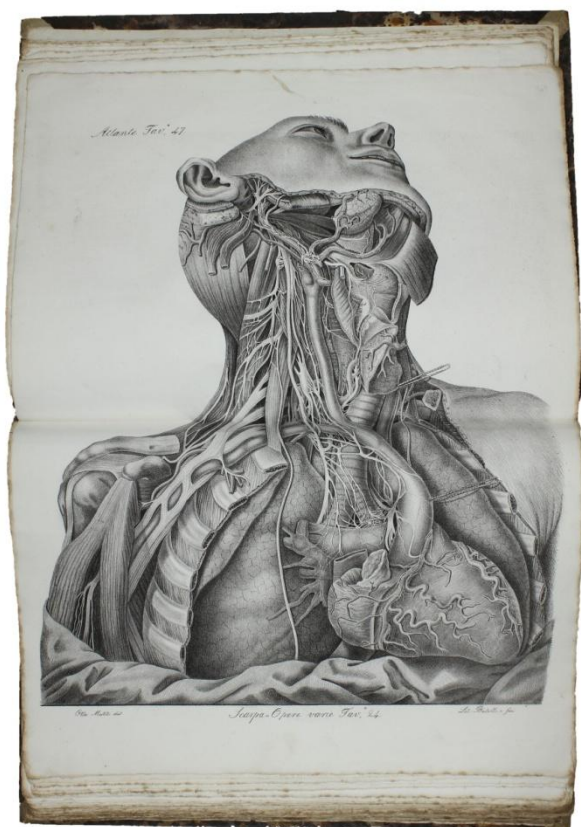




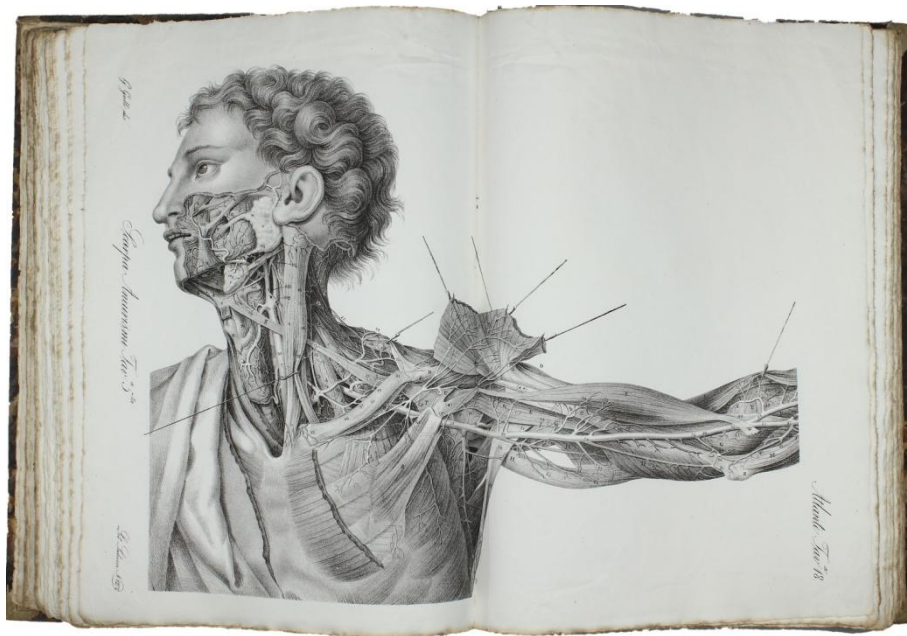
and was a corresponding member of the Berlin Academy of Sciences, is also known for his *Astronomisches Handbuch* (1718), which is regarded as the first rigorous scientific introduction to astronomy in the German language.

Der Nürnberger Astronom Johann Leonhard Rost (1688-1725) brachte 1718 ein "*Astronomisches Handbuch*" heraus, "das erste streng wissenschaftliche Compendium in deutscher Sprache ... Recht tüchtige Leistungen sind auch der *Atlas coelestis portativus* ..." (ADB XXIX, p.274). Tafeln 1-15 und 17-24 schematisch, 16 mit doppelblattgrosser Mondkarte, 25-38 zeigen je 2-3 figürliche Sternbilder.

40 SCARPA, Antonio. *Atlante delle opere complete ... e spiegazione delle tavole che lo compongono.* Text and plates in two volumes. Florence: Vincenzo Batelli, 1839. Folio (text vol. 392 x 270 mm, plate vol. 395 x 294 mm). 96 pp. including title-page dated 1839 and 74 double-page lithographic or engraved plates (including 19 additional outline plates). All text leaves and plates untrimmed. Contemporary half calf over marbled boards, spines gilt with gilt-lettered labels (damage to spine ends of text vol., corners of text vol. bumped, extremities rubbed, hinges split at upper end of plate vol). Text and plates only very little age-toned, occasional very minor spotting of text, plate 47bis little spotted, occasional finger-soiling and edge-fraying to few plates. A fine copy with untrimmed leaves. (#002513) € 2,800

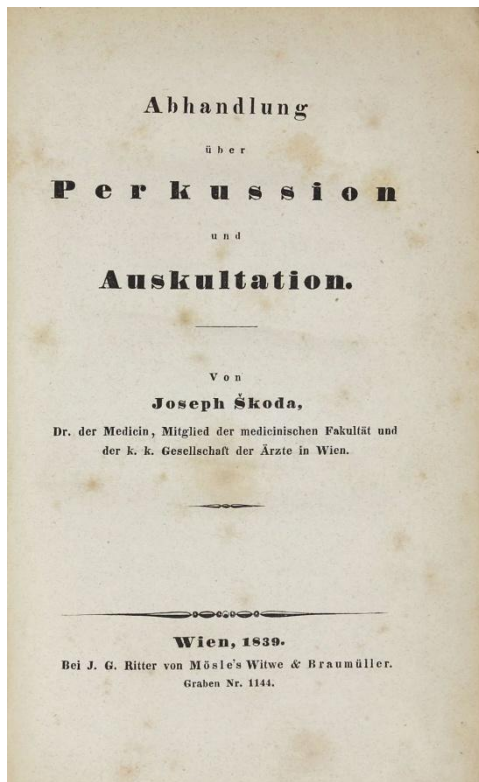


FIRST EDITION, scarce. Comprehensive atlas of the anatomical illustrations to Scarpa's works. Many of the plates deal with hernia and aneurysms. "Scarpa was one of the most excellent men of his day, inventive, and of untiring diligence. Finer anatomy, especially the anatomy of the nerves and operative surgery, owes to him most vital advancements. He was besides an admirable artist and had studied representation of anatomic subjects in wax under Professor Calza. He himself trained the famous Faustino Anderloni to become the engraver of his illustrations. The latter's brother, Pietro Anderloni, assisted Faustino in the beginning. His anatomic prints are therefore models of anatomic representation as regards faithful differentiation of the tissues, correctness of form, and the utmost perfection of engraving." (Choulant, p.298). Scarpa's work on perineal hernia included a classic description of sliding hernia, or hernia of the large bowel. His contribution to the subject of hernia ranks with that of Cooper, and he did much toward modernizing the knowledge of this specialty." (Garrison-M. 3584). "Scarpa distinguished true from false aneurysms. He introduced the concept of arteriosclerosis." (Garrison-M. 2975). The number of plates found in copies of this work varies, with typically 73 plates including 19 in outline. Our copy appears to contain an additional plate outside the numbering of 1 to 52, which shows surgical tools and is attributed to *Opere varie, parte IV, pag. X and XIX.*



41 SCODA, Joseph. *Abhandlung über Perkussion und Auskultation.* Wien: J. G. Ritter von Mösle's Witwe & Braumüller, 1839. 8vo (217 x 133 mm). xviii, [2], 271 [1] pp. Contemporary quarter cloth

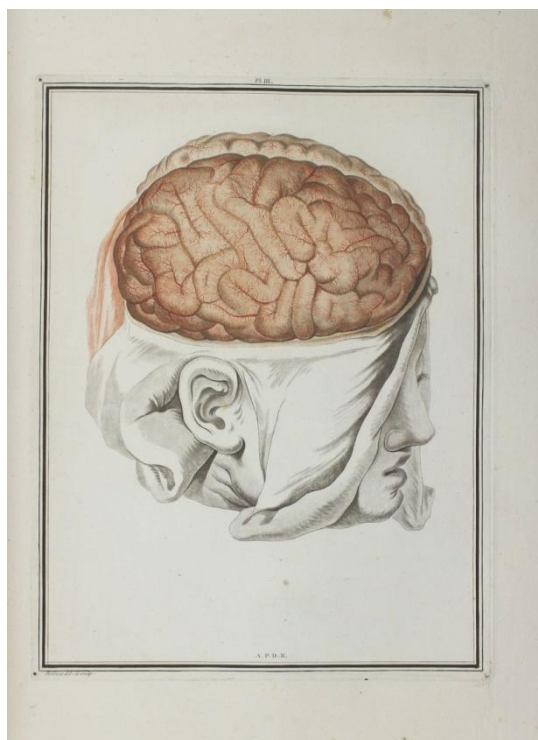
over speckled boards, printed paper spine label (spine ends chipped, extremities worn, corners bumped). Internally slightly browned, occasional light spotting including to title-page, a few scattered small ink stains. Provenance: Dr. Leo Klemperer (signature to front flyleaf). (#002526) € 1,300



Heirs of Hippocrates 1676; Garrison-Morton 2676; Waller 8978; Wellcome 3024616; Hirsch-Hubotter V, 429. FIRST EDITION. Joseph Skoda (1805-1881) "classified the various sounds obtained on percussion according to their musical pitch and tone. Skoda's resonance is an important diagnostic sign in pneumonia and pericardial effusion. Following Skoda's work percussion at last gained general acceptance as a diagnostic procedure" (Garrison-Morton). "Skoda was born in Bohemia and studied medicine in Vienna where he eventually became one of the leading teachers of the revitalized Vienna school of medicine. His collaboration with Rokitansky ... helped place the New Vienna School at the leading edge of the advancement of medical knowledge... Skoda's discoveries and observations in this area of clinical diagnosis were included in the present work which went through six editions and was translated into English in 1853." (Eimas, Heirs of Hippocrates 1676).

An outstanding, untrimmed and unsophisticated copy

42 VICQ D'AZYR, Félix. *Traité d'anatomie et de physiologie, avec des planches coloriées représentant au naturel les divers organes de l'homme et des animaux.* Paris: Francois Ambroise Didot l'Aine, 1786. Large folio (540 x 350 mm). [8], [1]-123 [1] pp. of text, including half title, title, dedication leaf to Louis XVI, hand-colored aquatint frontispiece, accompanied by an engraved



explanation leaf. [2], [1]-17 [1]; [3], 20-38; [3], 42-68; [3], 72-87 [1]; [3], 90-111 [1] pp. of plate explanatory text, including 5 divisional titles (of which 2 included in pagination) and 69 plates numbered I-XXXV consisting of 34 plates engraved with a combination of aquatint, line engraving and stipple-engraving, and printed in colors, 34 accompanying outline plates and a single line-engraved plate (no. XVIII) after Soemmerring's "De basi encephali" (1778). Text and plates with little occasional spotting and very light browning, half-title creased, light dampstaining at gutter of final text leaves, pencil annotations to lower blank margin of frontispiece and a few else in text, title-page with small ink stain and little foxing. Contemporary half leather over blue-colored boards, gilt-lettered spine-label (boards rubbed, extremities heavily worn and partially chipped, corners bumped). Provenance: Louis Francisque Lelut (1804-1877), physician and philosopher (crossed LL ink-stamp to front pastedown), manuscript leaf mounted on front pastedown citing Brunet and indicating that this copy was purchased from Meilhac on May 15, 1832. A

clean, untrimmed and fully untouched copy, very rare in this complete state.

(#002550)


€ 24,000

Norman 2150; Waller 9953; Garrison-Morton 401.2; Brunet V, 1176; Heirs of Hippocrates 1073. - FIRST EDITION of "the most accurate neuroanatomical work produced before the advent of microscopic staining techniques" (Garrison-Morton). Vicq d'Azyr, permanent secretary to the Societe Royale de Medecine and personal physician to Marie-Antoinette, was a skilled comparative anatomist, eminent veterinarian, and prolific writer of medical articles and treatises, those on comparative anatomy and public health being of the most lasting importance. The interest of the present work, projected as a multi-volume study of human anatomy and physiology but never finished, lies in its intelligent utilization of the new print-making technique of aquatint for the purpose of accurate anatomical illustration. The striking illustrations "created a sensation at the time," according to Brunet. Vicq d'Azyr's principal original contributions to the understanding of human anatomy lay in his studies of the brain, the subject of this first volume. He developed a technique of brain dissection using the hardening effect of alcohol, which avoided damage to the delicate surfaces (fixatives such as formalin having not yet been developed). "Like Steno before him, Vicq d'Azyr attached great importance to the structure of the fibers in the white matter of the brain... He also described the mammillothalamic bundle and Reil's ribbon. Rejecting the views of Malpighi and Vieussens, who attributed no functional importance to the cerebral cortex, Vicq d'Azyr



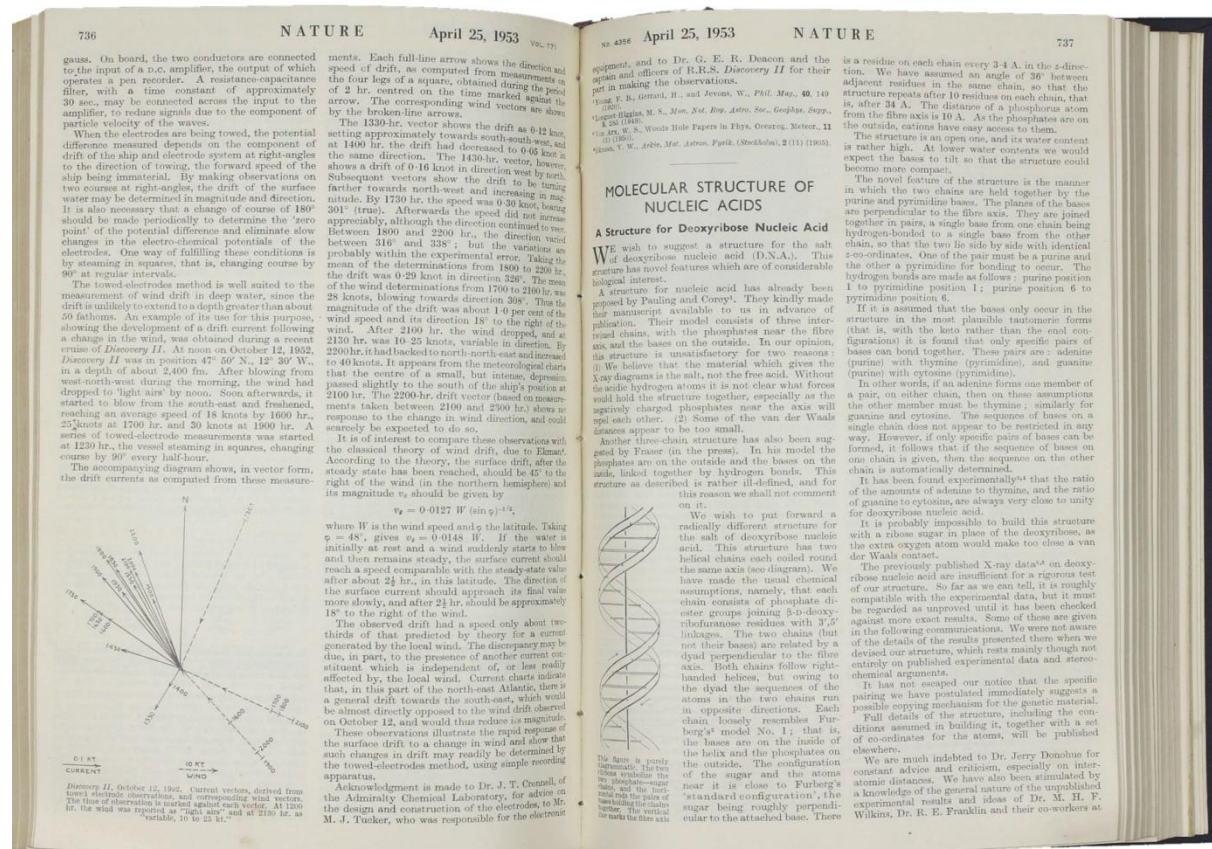
attempted to systematize its complex morphology. In particular he isolated the convolution of the corpus callosum, the cuneus, and the sulcus separating the frontal lobe from the parietal, later described by Rolando (1829)" (DSB). One of his principal concerns was the absence of a standard nomenclature for the cerebral convolutions, a problem that he attempted to remedy in the present work, which contains the entire corpus of his work on the brain. Vicq d'Azyr had commenced publication of the work in parts, undoubtedly at his own expense. The Revolution prevented its completion, and, since the instructions for binding the work were probably never issued, copies differ in the order in which they are bound. COMPLETE COPIES LIKE THIS ARE RARE

The collation of this copy is a bit complicated and as follows: [5] ll. half-title, title, dedication, frontispiece explanation, frontispiece; pp. [1]-54 "*Discours sur l'anatomie [...]*"; [1] l. (1st divisional title), pp. 1-10 (plate explanations), 12 plates (no. I-VI), pp. 11-[18] (*réflexions sur les plates*), [1] l. (2nd divisional title), pp. [19]-30 (plate explanations), 12 plates (no. VII-XII), pp. 31-38 (*réflexions sur les plates*), pp. [39-40] (3rd divisional title), pp. [41]-60 (plate explanations), 13 plates (no. XIII-XIX), pp. [61]-68 (*réflexions sur les plates*), pp. [69-70] (4th divisional title); pp. [71]-84 (plate explanations), 16 plates (no. XX-XXVII), [1] l. (5th divisional title), pp. [89]-104 (plate explanations), 16 plates (no. XXVIII-XXXV), pp. 105-[112] (*réflexions sur les plates*), pp. [85-88] misbound (*réflexions sur les plates*) ; pp. 55-[124] (*Vocabulaire anatomique [...]*).



43 WATSON, James D.; CRICK, Francis; WILKINS, Maurice et al. *Molecular Structure of Nucleic Acids: A Structure for Deoxyribose Nucleic Acid / Molecular Structure of Deoxypentose Nucleic Acids / Molecular Configuration in Sodium Thymonucleate / Genetical Implications of the Structure of Deoxyribonucleic Acid.* In: *Nature*. A Weekly Journal of Science. Vol. 171. London: MacMillan and Co., 1953. 4to (248 x 174 mm). pp. 737-738, 738-740, 740-741, 964-967, several illustrations in text. Entire volume: [2], iii-lxv, 1168 pp. Contemporary cloth, gilt-lettered spine (hinges repaired, little rubbing to extremities). Library stamp and two small tickets to general volume title and p.46. Binding tight, text very little age-toned, clean and unmarked. (#002551) € 1,800

Dibner 200; Norman 534; Heirs of Hippocrates 2342; Garrison-M. 256.3; 256.4; 256.8; 752.1. - FIRST EDITION OF THE GROUNDBREAKING ARTICLES ON THE STRUCTURE OF DNA. Watson and Crick published their first article on the structure of DNA in *Nature* vol 171 no 4356. This issue also contained articles by Wilkins, Stokes and Wilson and Franklin and Gosling. Questions about their methodologies led Watson and Crick to publish the second article in *Nature* vol 171 no 4361, in which they would argue confidently that they had uncovered the "molecular basis of the template needed for genetic reproduction." In 1962, Crick, Watson and Wilkins received the Nobel Prize "for their discoveries concerning the molecular structure of nuclear acids and its significance for information transfer in living material."



TERMS of SALE

1. Prices and tax

All listed prices are in Euro currency and include 7% German value-added tax (VAT, Mwst.) for private end-consumers within Germany and the European Union. The shipping is free of charge.

Listed items are subject to prior sale.

2. Revocation

2.1 Right of Revocation

You have the right to withdraw from this agreement within fourteen days without stating a reason. The period of revocation is fourteen days from the date on which the goods were accepted by you or by a third person appointed by you, who is not the carrier.

In order to exercise your right of revocation, you must notify us

Milestones of Science Books
Jörn Koblitz
Schulstrasse 18A
27721 Ritterhude, Germany
Phone: +49 (0) 421 1754235
E-Mail: info@milestone-books.de

accordingly in an unequivocal statement (e.g. letter sent by post, telefax or e-mail) of your decision to withdraw from the agreement. You may use the attached sample revocation form for this purpose, however this is not mandatory. Sending notification of your intention to exercise your right of revocation prior to expiry of the period of revocation shall be sufficient to comply with the period of revocation.

2.2 Consequences of Revocation

If you withdraw from this agreement, we shall refund all payments that we have received from you, including delivery costs (with the exception of additional costs that arise if you have selected a form of delivery other than the cheapest form of standard delivery offered by us) without undue delay and within fourteen days at the latest from the date on which we received the notice of revocation. For this refund we use the same method of payment that you used for the original transaction, unless expressly agreed otherwise with you; in no event will you be charged any fees for this refund.

We may refuse the refund until the goods have been returned to us or until such time as you have provided evidence that you have returned the goods, whichever is the earlier.

You must return or hand over the goods to us without undue delay and, at all events, within fourteen days at the latest from the date on which you notified us of your withdrawal from the agreement. The deadline shall be deemed to have been complied with if the goods are dispatched prior to expiry of the deadline.

The immediate costs of returning the goods shall be borne by you.

You shall only be required to compensate any loss of value if said loss of value can be attributed to any unnecessary handling of the goods for the purpose of testing the condition, properties and functionality of said goods.

2.3 Exclusion of the right of revocation.

There is no right of revocation for agreements on the delivery of goods that are not prefabricated and for the manufacture of which the consumer has made an individual selection or stipulation, or that have been clearly tailored to meet the personal requirements of the consumer.

Widerrufsbelehrung für Verbraucher

Widerrufsrecht

Sie haben das Recht, binnen vierzehn Tagen ohne Angabe von Gründen diesen Vertrag zu widerrufen. Die Widerrufsfrist beträgt vierzehn Tage ab dem Tag, an dem Sie oder ein von Ihnen benannter Dritter, der nicht der Beförderer ist, die Waren in Besitz genommen haben bzw. hat.

Um Ihr Widerrufsrecht auszuüben, müssen Sie uns

Milestones of Science Books
Jörn Koblitz
Schulstrasse 18A
27721 Ritterhude, Deutschland
Tel.: +49 (0) 421 1754235
E-Mail: info@milestone-books.de

mittels einer eindeutigen Erklärung (z.B. ein mit der Post versandter Brief, Telefax oder E-Mail) über Ihren Entschluss, diesen Vertrag zu widerrufen, informieren. Sie können dafür das beigefügte Muster-Widerrufsformular verwenden, das jedoch nicht vorgeschrieben ist. Sie können das Muster-Widerrufsformular oder eine andere eindeutige Erklärung auch auf unserer Webseite [<http://www.milestone-books.de/terms.php>] elektronisch ausfüllen und übermitteln. Machen Sie von dieser Möglichkeit Gebrauch, so werden wir Ihnen unverzüglich (z. B. per E-Mail) eine Bestätigung über den Eingang eines solchen Widerrufs übermitteln.

Zur Wahrung der Widerrufsfrist reicht es aus, dass Sie die Mitteilung über die Ausübung des Widerrufsrechts vor Ablauf der Widerrufsfrist absenden.

Folgen des Widerrufs

Wenn Sie diesen Vertrag widerrufen, haben wir Ihnen alle Zahlungen, die wir von Ihnen erhalten haben, einschließlich der Lieferkosten (mit Ausnahme der zusätzlichen Kosten, die sich daraus ergeben, dass Sie eine andere Art der Lieferung als die von uns angebotene, günstigste Standardlieferung gewählt haben), unverzüglich und spätestens binnen vierzehn Tagen ab dem Tag zurückzuzahlen, an dem die Mitteilung über Ihren Widerruf dieses Vertrags bei uns eingegangen ist. Für diese Rückzahlung verwenden wir dasselbe Zahlungsmittel, das Sie bei der ursprünglichen Transaktion eingesetzt haben, es sei denn, mit Ihnen wurde ausdrücklich etwas anderes vereinbart; in keinem Fall werden Ihnen wegen dieser Rückzahlung Entgelte berechnet. Wir können die Rückzahlung verweigern, bis wir die Waren wieder zurückerhalten haben oder bis Sie den Nachweis erbracht haben, dass Sie die Waren zurückgeschickt haben, je nachdem, welches der frühere Zeitpunkt ist.

Sie haben die Waren unverzüglich und in jedem Fall spätestens binnen vierzehn Tagen ab dem Tag, an dem Sie uns über den Widerruf dieses Vertrags unterrichten, an uns oder an zurück zusenden oder zu übergeben. Die Frist ist gewahrt, wenn Sie die Waren vor Ablauf der Frist von vierzehn Tagen absenden. Sie tragen die unmittelbaren Kosten der Rücksendung der Waren.

Sie müssen für einen etwaigen Wertverlust der Waren nur aufkommen, wenn dieser Wertverlust auf einen zur Prüfung der Beschaffenheit, Eigenschaften und Funktionsweise der Waren nicht notwendigen Umgang mit ihnen zurückzuführen ist.

Ausnahmen vom Widerrufsrecht

Das Widerrufsrecht besteht nicht bzw. erlischt bei folgenden Verträgen:

- Zur Lieferung von Zeitungen und Zeitschriften oder Illustrierten, mit Ausnahme von Abonnement Verträgen;
- Bei der Lieferung digitaler Inhalte (ebooks), die nicht auf einem körperlichen Datenträger (z.B. einer CD oder DVD) geliefert werden, wenn Sie dem Beginn der Ausführung vor der Bestellung ausdrücklich zugestimmt und zur selben Zeit bestätigt haben, dass mit der Ausführung begonnen werden kann und Sie Ihr Widerrufsrecht verlieren, sobald die Ausführung begonnen hat.

Ende der Widerrufsbelehrung

