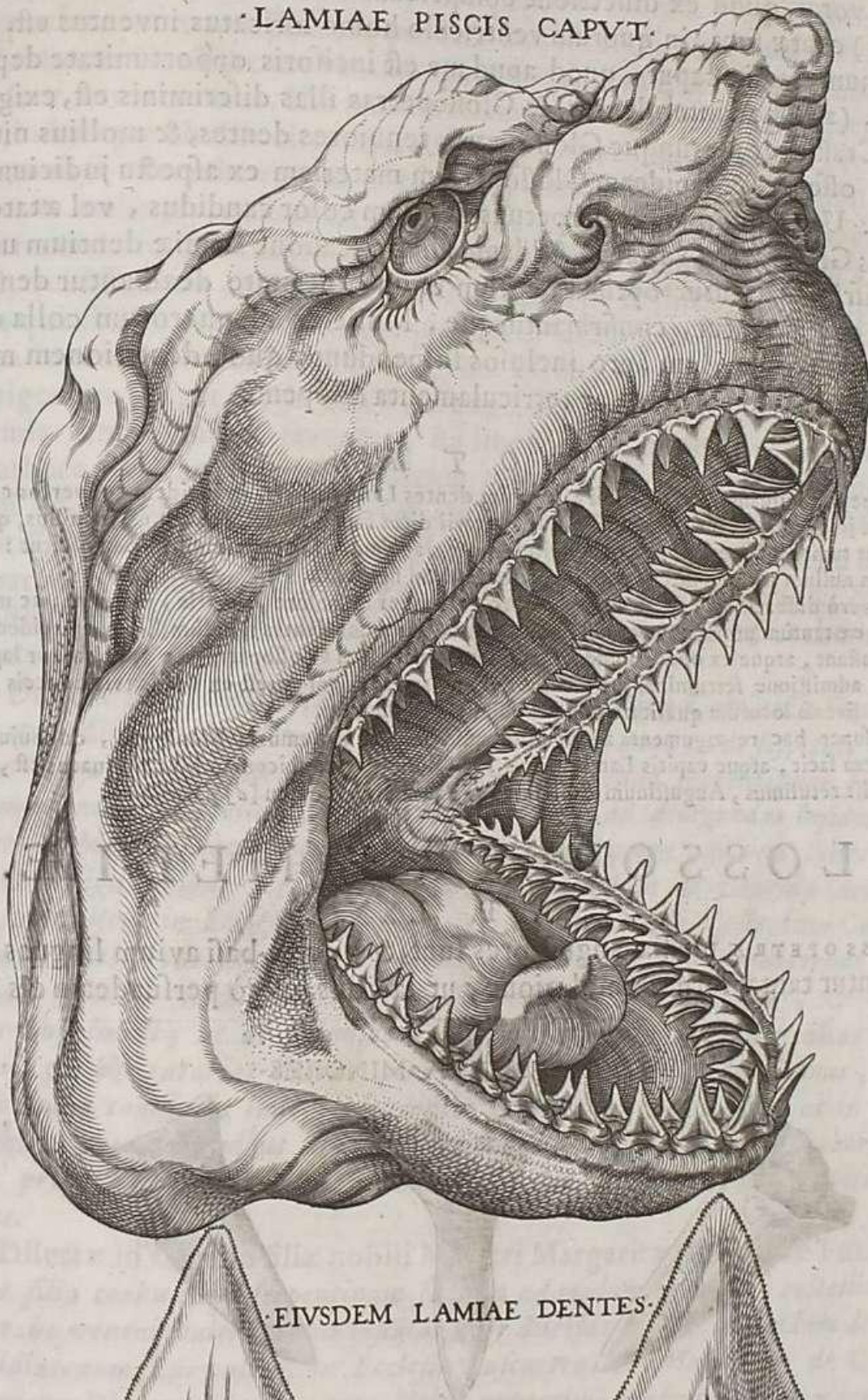




LAMIAE PISCIS CAPVT.



EIVSDEM LAMIAE DENTES.

Catalogue 05-2019

Biology and Earth Sciences - Mostly New Arrivals

Catalogue 05-2019

Biology and Earth Sciences - Mostly New Arrivals

To access our website for more images, click on the author's name!

Botany:	3, 5, 11
Crystallography:.....	1
Entomology:	2
Exploration, Travel & Adventure:.....	6
General Science:.....	4
Geology & Geophysics:.....	9, 15, 16
Glaciology:.....	8
Mineralogy:	9, 10, 13, 14
Microscopy:.....	2
Mining:.....	14
Zoology:.....	7, 12
<i>PMM</i> :.....	4
<i>Norman</i> :.....	2, 5, 6, 12
<i>Dibner / Horblit</i> :.....	5

Milestones of Science Books

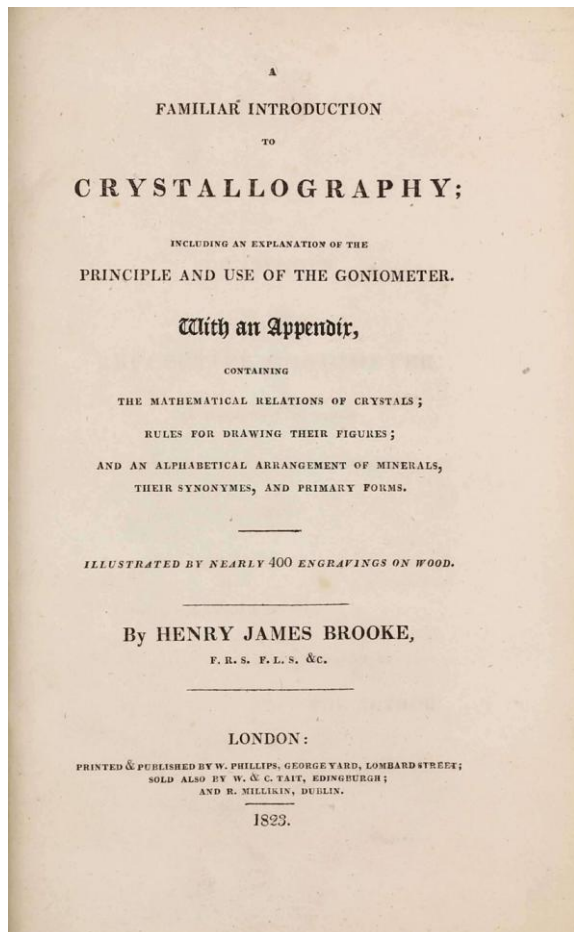
phone +49 (0) 421 1754235

www.milestone-books.de . info@milestone-books.de

Member of ILAB and VDA

Including a signed autograph letter by the author

1 [BROOKE, Henry James](#). *A Familiar Introduction to Crystallography Including an Explanation of the Principle and Use of the Goniometer. With an appendix, containing the mathematical relations of crystals rules for drawing their figures and an alphabetical arrangement of minerals, their synonymes, and primary forms*. London: W. Phillips, 1823. 4to (205 x 130 mm). xv [1], 508 pp. Illustrated with 391 intertextual woodcut diagrams, mainly of crystal structures, throughout. Original drab boards, spine with original printed paper label (spine chipped with loss, upper joint cracked but holding, extremities rubbed, corners scuffed). All pages uncut and partly unopened. Text only very little browned, occasional minor spotting. A fine, unsophisticated copy in original binding. [Joined:]

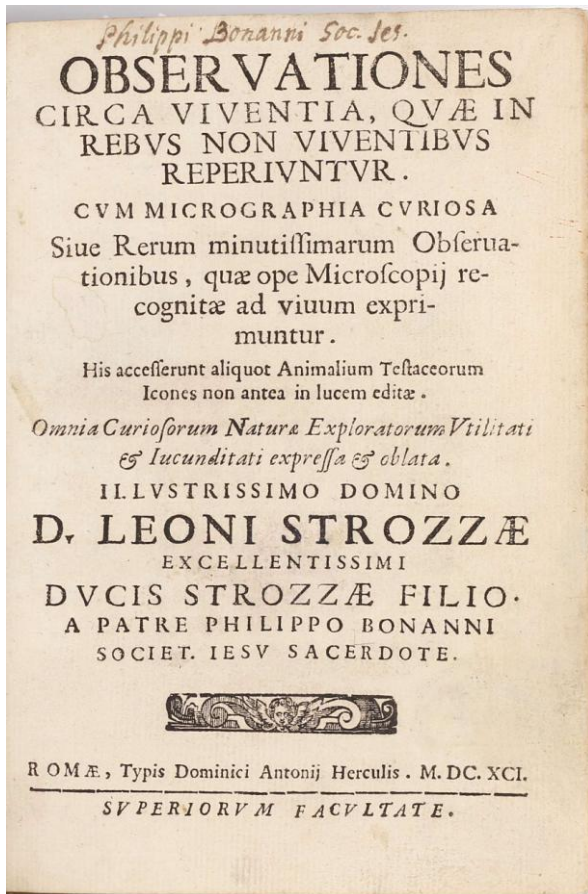


BROOKE, Henry James. *Crystallography*, pp. 425-464, 5 engraved plates of crystal structures; *Mineralogy*, pp. 465-528. Extract from: *Encyclopaedia Metropolitana; Or, Universal Dictionary of Knowledge*, Volume 6 (Edward Smedley, Hugh James Rose, Henry John Rose, editors), London, 1845. Contemporary half leather, spine titled in gilt (spine and extremities heavily rubbed, corners scuffed). Binding weak, one gathering partly detached. Pasted onto flyleaf is a two-pages autograph letter signed by H.J. Brooke, dated 27 July 1833, saying he is too unwell to look through Mr Sander's papers and has anyway requested a copy of a scientific article on crystals. (#003148) € 1,900

RARE FIRST EDITION. "Dedicated to William Wollaston, inventor of the reflecting goniometer, this book proposes a new system of crystallographic notation. Brooke uses a method of letters and subscript figures to indicate crystal forms. For the primary forms or primitive, he chose the capitals P, M, T (from primitive). Secondary and other faces were noted with other letters in small type. Sweet (1978) suggests that this particular nomenclature was developed by Brooke from Count Bournon's treatise on calcite, which allocated numbers to each form found. This work had great influence on the course of crystallography during its time." (C. Schuh,

Bibliography of Mineralogy, The Mineralogical Record online resource). Henry James Brooke (1771-1857) studied for the bar, but went into business in the Spanish wool trade, South American mining companies, and the London Life Assurance Association successively. His hobbies were mineralogy, geology, and botany. His large collections of shells and of minerals were presented to the University of Cambridge, while a portion of his collection of engravings was given by him to the British Museum. He was elected a Fellow of the Geological Society in 1815, Fellow of the Linnean Society in 1818, Fellow of the Royal Society in 1819, and a Foreign Honorary Member of the American Academy of Arts and Sciences in 1825. He discovered thirteen new mineral species. Brooke published a *Familiar Introduction to Crystallography*, London, 1823; and contributed the articles on "Crystallography" and "Mineralogy" in the *Encyclopædia Metropolitana*, in which he first introduced six primary crystalline systems. (Wikisource).


2 [BUONANNI, Filippo](#). *Observationes circa Viventia, quae in rebus non Viventibus reperiuntur. Cum Micrographia curiosa*. Rome: Antonius Hercules, 1691. Three parts in one volume. 4to (215 x 153 mm). xx, 307; [308]-342, [2], 106, [4] pp., engraved allegorical frontispiece by Hubert Vincent, woodcut initials, head- and tailpieces, 69 copper engraved plates (5 folding) by Buonanni, second part with engraved title on p.[308] dated 1683, continuous pagination, one woodcut illustration in text and final errata leaf, third part with new pagination, final blank and errata leaf. Contemporary original vellum, spine lettered in manuscript comprising an old faded portion at top and a later one in



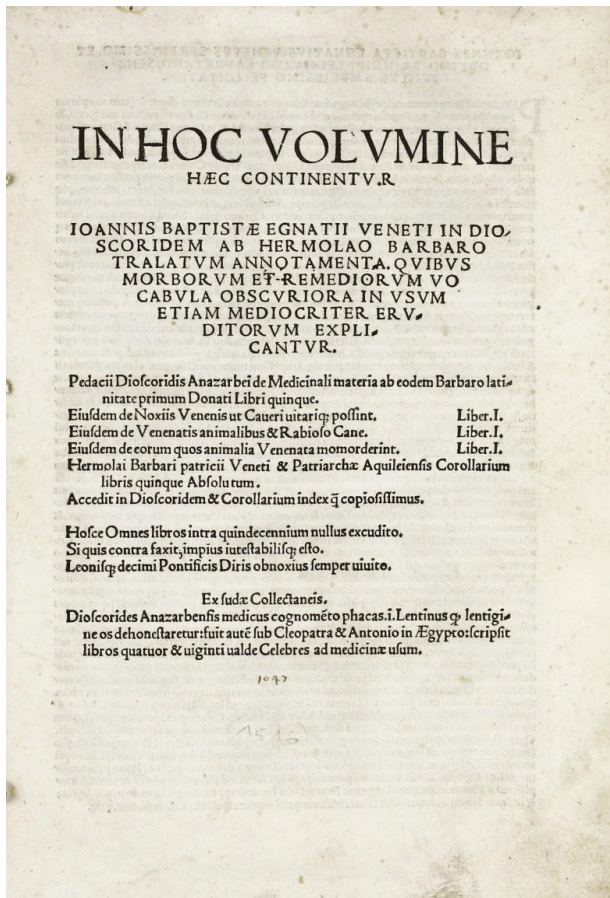
red and black ink. (dust soiling of vellum, extremities rubbed), sprinkled edges. Text and plates little unevenly browned, short tear to fore-margin of leaf *4 with old paper repair, dust-soiling and very little edge-fraying to frontispiece. Provenance: inscribed on title-page "Philippi Bonanni Soc. Jes.", inscribed "Henr. Hasperg, An. 1703" on second flyleaf, erased illegible stamp on first title-leaf verso (thinning of paper). A very good, clean copy that comes with a valid export license from the Italian cultural ministry of Florence. (#002980) € 4,800

Norman 374 (mentions 68 plates only); Garrison-Morton 264; NLM/Krivatsy 1935; Nissen ZBI, 752; Pritzel 1374; Wellcome II, 198. FIRST EDITION. Buonanni, a pupil of Athanasius Kircher, and one of the first experimenters after Leeuwenhoek to pursue microscopic research, constructed his own compound microscopes for use in his scientific investigations. The *Micrographia curiosa*, a separately paginated addition to his *Observationes circa viventia*, includes interesting observations on early microscopes and gives a precise description of the author's own model and the famous microscopes of the Bolognese instrument-maker, Joseph Campani. "The main body of the *Observationes* defends Buonanni's theories of spontaneous

generation, first set forth in his *Ricreazione dell'ochio e della menta* (1681), against the criticisms of Francisco Redi, who had exposed Buonanni's numerous methodological errors in his own *Osservazioni intorno agli animali viventi* [Florence, 1684]." (Norman). The work was composed as a dialogue between Rufus (Francesco Redi) and Bemarcus (Buonanni), in response to Redi's *Osservazioni*.



3 [DIOSCORIDES, Pedanius and BARBARO, Ermolao](#). *In hoc volumine haec continentur Ioannis Baptistae Egnatii Veneti In Dioscoridem ab Hermolao Barbaro tralatum annotamenta, quibus morborum et remediorum vocabula obscuriora ... : explicantur. / Hermolai Barbari ... Corollarii libri quinque non ante impressi*. Venice: Gregoriis Brothers for Aloisius and Franciscus Barbari, and Johannes Bartholomeus Astensis, 1 Feb. 1516. 2 parts in one volume. Folio (305 x 215 mm). [36],



CXXXIII (i.e. CXXXIV); 106 leaves. Signatures: AA⁶ t⁸ +a-tb⁸ +c⁶ A-X⁶ Y⁸; A-C⁸ D⁶ E-M⁸ N-O⁶. 16th century limb vellum, spine titled in manuscript (soiling, spotting and light creasing of covers, closing bands gone). Text very fresh and clean with very minor occasional spotting or browning, final gatherings with faint dampstain at fore margin, manuscript note on second title. An exceptionally crisp and wide-margined copy. (#002845) € 8,500


NLM/Durling 1140; Greene, *Landmarks of Botanical History* pp. 553-568; Pritzel 2301; Wellcome I 1794. Bird 669; Wellcome I, 1794. FIRST EDITION by Johannes Baptista Egnatius and the definitive one of Ermolao Barbaro's (1454-1493) Latin translation. *De medicinali materia*, first printed in Latin in 1479 by Petro Paduano was the *fons et origo* of botanical knowledge until the early seventeenth century: as Sprengel states, "during more than sixteen centuries [Dioscorides] was looked up to as the sole authority, so that everything botanical began with him. Every one who undertook the study of botany, or the identification of medicines swore by his words. Even as late as the beginning of the seventeenth century both the academic and the private study of botany may almost be said to have begun and ended with the text of Dioscorides" (Greene, *Landmarks of*

Botanical History, p.219). The second part is Barbaro's own *Corollarii*, and is an extended commentary on the plants discussed by Dioscorides with a preface by G.B. Egnazio, printed here for the first time: "Barbaro begins to tell things before untold about familiar plants that have been too succinctly written of during fifteen or twenty centuries; a kind of innovation in botany which was of profound import, and one with which Ruel, Valerius Cordus, Tragus, and Conrad Gesner, of a generation later, have been accredited as first pioneers" (Greene).

Presentation copy to Victor Fontanier, inscribed by the author

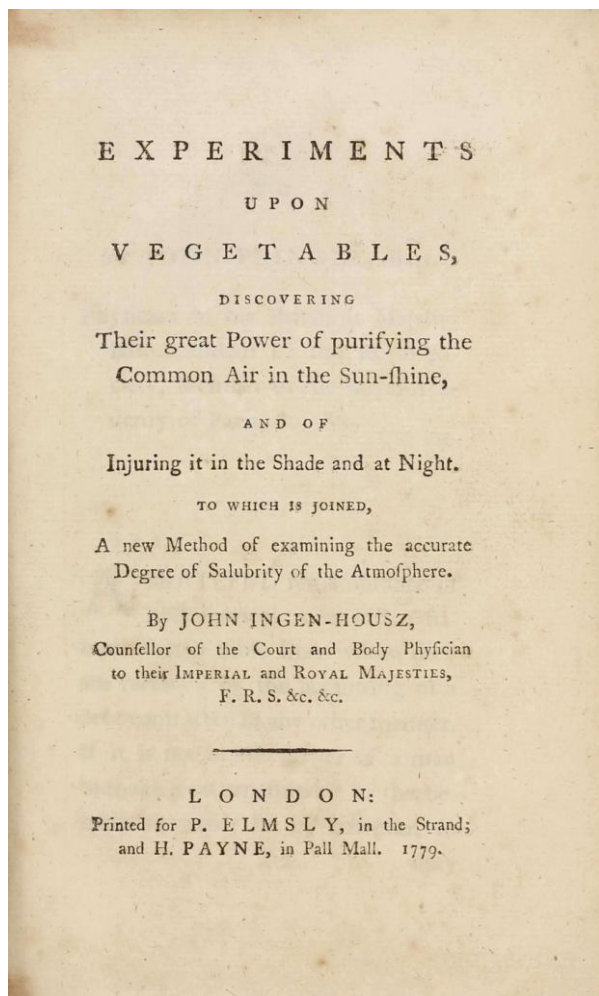
4 [HUMBOLDT, Alexander von](#). *Cosmos, essai d'une description physique du monde. Traduit par H. Faye*. First two (of four) volumes. Paris: Gide et Compagnie, 1846; Gide et J. Baudry, éditeurs, 1848. 8vo (205 x 127 mm). viii, iv, VIII, 582 pp.; xiv, [2], 636 pp., including half title to both volumes. Contemporary half sheep over marbled boards, spine lettered and decorated in gilt, marbled edges, original endpapers (boards and extremities little rubbed, corners scuffed, endpapers in vol. I darkened). Text with scattered minor foxing as usual, otherwise quite crisp and clean. Provenance: Victor Fontanier (1796-1857), French diplomat and naturalist, inscribed in the author hands on first free endpaper of vol. I "à Mr Fontanier / hommage affectueux / de l'auteur" (#003099) € 1,500

FIRST EDITION of the French translation of the first two parts (out of 4) of the famous work to which Humboldt dedicated his last years (from 1834 to 1858) and which he designates as 'the work of [his] life'. Humboldt's scientific achievements cover an enormous field. He laid the foundation of modern physical geography, meteorology and geography of plants. "It was Kosmos - 'The Cosmos, Outline of a Description of the Physical World' - based on lectures delivered at the Berlin Singakademie in 1828-9, which Humboldt really considered as his life work [...] In his own words it was meant 'to represent in one work the whole material world, everything



we know today of the phenomena in the celestial spaces and of life on earth, from the nebulae to the geography of mosses on granite rocks . . . it is meant to describe a chapter in the intellectual development of mankind ... The first [German] edition of volume I was sold out within two months; it was immediately translated into most European languages; and by 1852, eighty thousand copies had been sold." (PMM 320). It lasted 6 years to publish all 4 parts of the French edition; the last volume appeared in 1852.

5 [INGENHOUSZ, John \(INGEN-HOUSZ, John\)](#). *Experiments upon Vegetables, discovering their great Power of purifying the Common Air in the Sun-shine, and of injuring it in the Shade and at Night*. London: for P. Elmsly and H. Payne, 1779. 8vo (207 x 122 mm). lxxviii, 302, [18] pp. Engraved



folding plate (some offsetting of text onto). (Lightly browned, some spotting.) Contemporary half calf over marbled boards, spine with gilt-lettered label (heavy chipping toward spine ends and extremities, corners scuffed, boards rubbed, joints split but holding firm). Text little browned only, occasional minor spotting. Provenance: Rothamsted, Lawes Agricultural Trust collection. Very good copy internally.

(#002996) € 3,000

Dibner 29; Henrey 866; Grolier/Horblit 55; Norman 1141; DSB VII, p.12-13; Garrison-Morton 103; Wellcome III, p. 329. - FIRST EDITION. Ingen-Housz's work on photosynthesis is thought to have been stimulated by Joseph Priestley's (1733-1804) *Observations on different kinds of air* (1772) in which he outlined the discovery that growing plants "restored" air depleted by combustion or animal respiration. In his work Ingen-Housen "advanced the understanding of the subject considerably. He established that only the green parts of a plant can 'restore' the air, that they do this only when illuminated by sunlight, and that the active part of the sun's radiation is in the visible light and not in the heat radiation. In addition he found that plants, like animals, exhibit respiration, that respiration continues day and night, and that all parts of the plant - green as well as nongreen, flowers and fruits as well as roots - take part in the process" (DSB).

6 [LA CONDAMINE, Charles Marie de](#). *Journal du Voyage fait par Ordre du Roi a l'Equateur, servant d'Introduction Historique a la Mesure des Trois Premiers Degres du Meridian*. Paris: l'Imprimerie Royale, 1751. 4to (241 x 186 mm). [2], xxxvi, 280, xv [1] pp. Title-page with woodcut coat of arms, large engraved folding map, 6 engraved plates and maps (5 folding), 1 folding table, head- and tail-pieces. Bound in 20th century cloth, spine lettered in gilt (slight rubbing to extremities). Text little browned, paper fairly pockmarked (sandgrained, paper flaw?) in margins not impairing readability, old paper repair to preliminary leaves b3-4 (b4 with loss of a few letters), longer tear to folding map of Quito without loss. Provenance: New York Historical Society (ink stamp to title-page), bookseller's label pinned in before title-page. (#002986) € 700

Norman 1250; Sabin 38479; DSB XV, p.272. FIRST EDITION, without the supplement and the *Mesure* volume published separately. La Condamine was among the scientists whom the Academie des Sciences sent to Peru in order to measure several degrees of meridian at the equator, and thus, in conjunction with a similar expedition to Lapland, settle the controversy between the Cartesians and Newtonians as to whether the earth was flattened or elongated at the poles. The expedition embarked for South America in 1735, and reached it the following year, but their geodetic measurements were hampered by the terrain and difficult working relationships between the scientists. Eventually the measurements were completed in 1743 and the scientists found separate ways home to France. La Condamine spent two months travelling down the Amazon to the Atlantic at Paraa, then another five months in Cayenne, finally arriving back in Paris in February of 1745. "The scientific result of the expedition was clear: the earth is indeed a spheroid flattened at the poles, as Newton had maintained. Bouger and La Condamine were unable, however, to agree on the joint publication of their works. Their long quarrel continued through a series of memoirs that were essentially mutual refutations of no scientific value; it ceased only with the death of Bouger in 1758" (DSB). The folding map details the territory around Quito where the triangulation took place. After the researches, La Condamine became the first white man to voyage the length of the Amazon.

Arguably the most important illustrated miracle book of the 16th century

7 [LYCOSTHENES, Conradus. \[WOLFFHART, Conrad\]](#). *Prodigiorum ac ostentorum chronicon*.



Quæ præter naturæ ordinem, motum, et operationem, et in superioribus & his inferioribus mundi regionibus ... acciderunt. Basel: Henricus Petri, 1557. Folio (272 x 185 mm). [12], 670, [2] pp. Signatures: a⁴ b² A⁶ B-C⁴ D-Z⁶ Aa-Zz⁶ AA-II⁶ KK⁴ LL⁶. Errata, colophon and woodcut printer's device on final leaf LL6. About 1500 woodcut illustrations and repeats, several by H.R. Manuel Deutsch and David Kandel. 20th-century antique style half vellum over marbled boards, spine with gilt-lettered leather label, new endpapers. Text little browned only, light waterstaining throughout, the double-page woodcut illustration shaved at bottom with slight loss, woodcut on p.27 somewhat shaved at outer-margin, paper reinforcements at gutter of several leaves, first 9 leaves with closed wormtracks at inner margin, paper repair of tear to p.7/8, repaired tear at top margin of pp. 183-92, final leaves somewhat dust-soiled. Provenance: A. van Loock, Bruxelles (stamp to front pastedown). Still a nice copy. (#003087) € 8,500

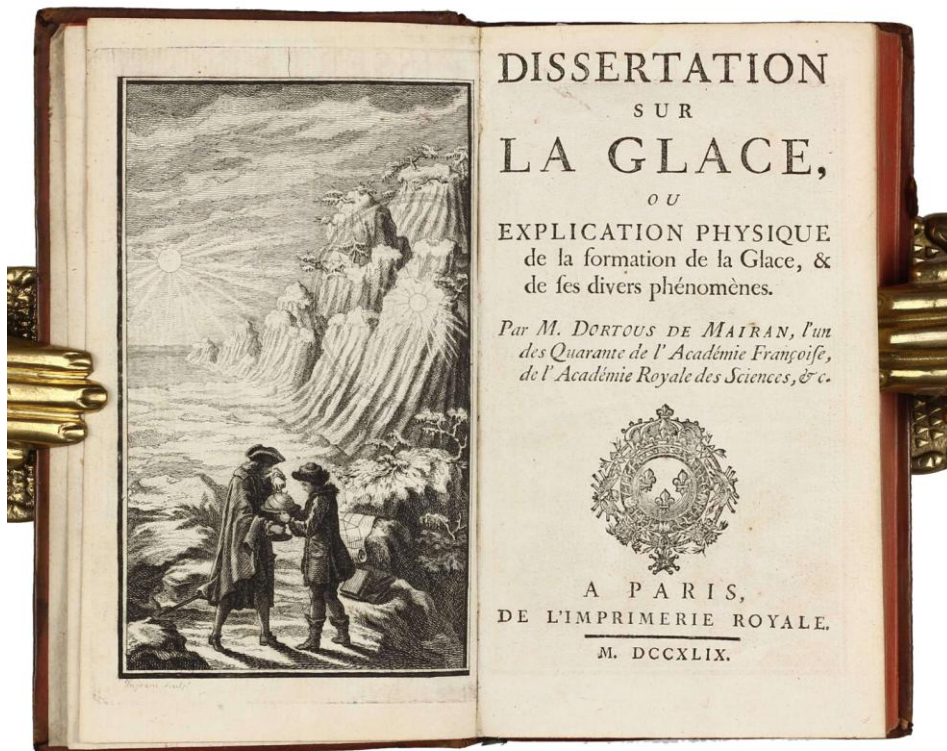
Thorndike VI, 489; Adams W-250; Durling, NLM, 2878; Wellcome I, 3917; Zinner, *Geschichte und Bibliographie der Astronomischen Literatur* 2177; Ackermann I, 565. - FIRST EDITION of an exhaustive

anthology of monsters, prodigies and portents, copiously illustrated. In 1552 Lycosthenes published the first separate edition of Julius Obsequens, a Latin writer on prodigies. The publication was a success, and so, he undertook the present work. He believed that prodigies or portents had a religious significance and that they show "God's anger and severity towards crimes, and fortell great changes in the world". He admits that such occurrences often had natural causes, but that God was ultimately in control. His work of 1557 is arranged in a chronological order. It begins with the serpent talking to Adam and Eve and goes through to the year of publication. The woodcuts demonstrate land- and sea monsters, siamese twins, meteorite falls such as the Ensisheim fall in 1492, hailstorms, shower of stones by volcanic eruptions, destroyed towns by earthquakes, plagues of locusts, comets and solar- and lunar eclipses. The illustration on p. 494, resembling a spaceship sighted in Arabia in 1479, is considered to be the earliest depiction of a UFO. The work was also published the same year in German.


8 [MAIRAN, Jean-Jacques Dortous de](#). *Dissertation sur la glace, ou explication physique de la formation de la glace et de ses divers phénomènes*. Paris: Imprimerie Royale, 1749. 12mo (165 x 97 mm). xxix [11], 384, xx pp. Engraved frontispiece by Ingram, woodcut device on title, 5 folding engraved plates at the end. Contemporary French mottled calf, spine with 5 raised bands gilt in compartments and with red morocco lettering-piece, red-dyed edges (slight wear to extremities). Light browning and very minor occasional spotting, faint dampstain to upper gutter, but generally a crisp and clean copy in untouched contemporary binding. Fine copy. (#002949) € 550

Hoover 554; Duveen, p.386; Honeyman, 2113; Ward & Carozzi 1467. FIRST ILLUSTRATED EDITION. This treatise on the properties of ice was first published in 1716. Ours is the third and much enlarged edition and the best according to Michaud. It contains a long preface which was read at the meeting of the Royal Academy of Sciences on Nov. 13, 1748. Dortous de Mairan was the first to prove that salt accelerated the melting of ice.

C'est "la meilleure" selon Michaud. Elle est augmentée de plus du double. La préface, en édition originale, reprend le discours de l'auteur à l'académie des Sciences en 1748. Le premier, Dortous de Mairan a prouvé que le sel accélérât la fonte de la glace.



9 [MERCATI, Michele](#). *Metallotheca Opus Posthumum, auctoritate, & munificentia Clementis undecimi pontificis maximi e tenebris in lucem eductum; opera autem, & studio Ioannis Mariae Lancisii archiatri pontificii illustratum*. Rome: ex officina Joannis Mariae Salvioni Romani in Archigymnasio Sapientiae, 1717. Folio (376 x 253 mm). [8], xiii-lxiv, 378, [18] pp., including half-title, title printed in red and black, engraved frontispiece, engraved portrait of Mercati (bound after p.xx),



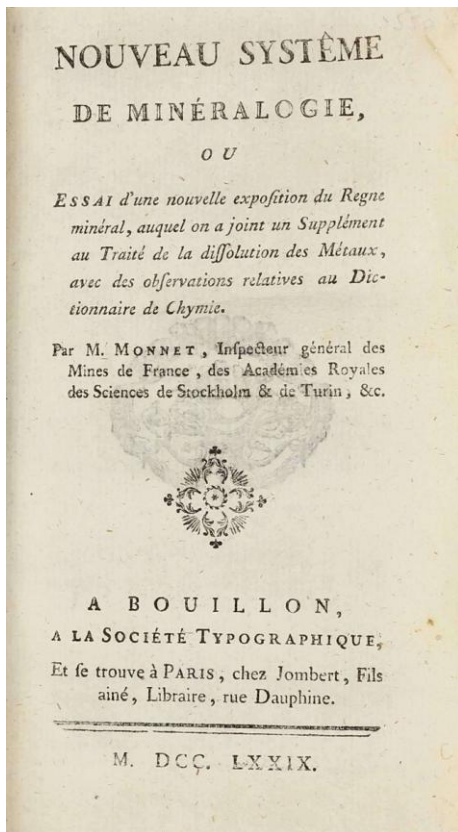
6 engraved plates (2 double-page mounted on stubs, one additional engr. title), 139 text engravings (some full-page), title vignette, 2 engraved initials and one engraved tailpiece. Signatures: [a]⁴ b-h⁴ A-3B⁴ 3C⁶. Restored contemporary calf, spine with 7 raised bands, rebacked with original gilt-decorated spine compartments and lettering-piece laid down (extremities rubbed, corners bumped, hinges partly cracked but firm), original marbled endpapers, new flyleaves, red-colored edges. Internally clean with only very minor occasional spotting to the end. An outstanding, bright and crisp copy. (#002508) € 9,500

Hoover 581; Cobres p.17, n. 20; Sinkankas 4390; Ward & Carozzi 1541; DSB IX, p.309; Thorndike VI, 334; Wilson, *Mineral Collecting*, pp. 32-34. FIRST EDITION, FIRST ISSUE of the superb catalogue of the Vatican 'armaria', a series of cabinets with drawers which housed Mercati's fossils, marbles, ores, shells, earth samples, salts, alums, gums and resins; of particular interest to gemologists are the fine illustrations of lapis lazuli, jet, amber (including the absurd depiction of a frog encased in amber), precious coral, pearls, and nacre. "The collection reflects the state of knowledge

extant at the time and therefore includes objects of presumed magical or medicinal virtue as well as those which are correctly identified and described. The plates can scarcely be equaled for fidelity to originals and the exquisite care employed in their engraving and printing" (Sinkankas).

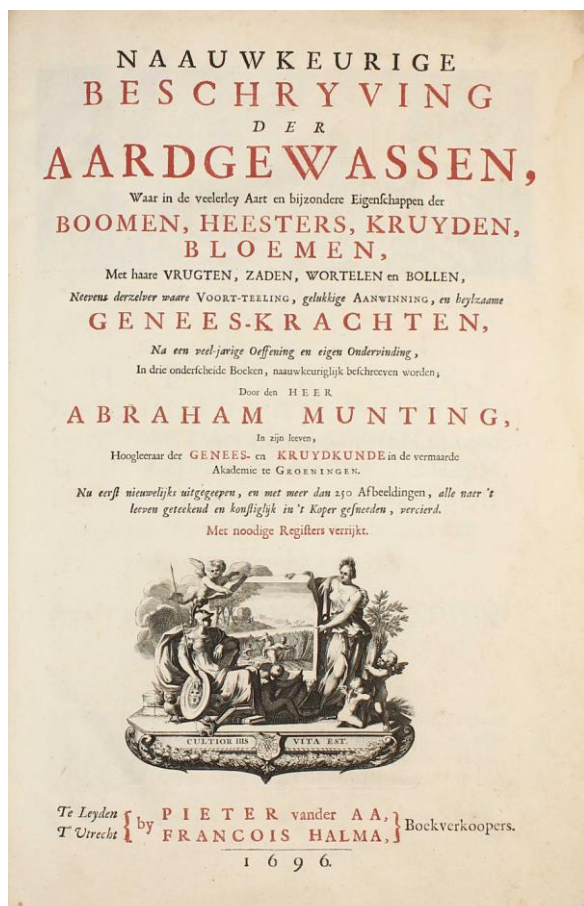
Mercati (1541-1593) directed the botanical garden of the Vatican and soon became famous for his scientific achievements. "As a naturalist Mercati's greatest interest lay in collecting minerals and fossils; this collection later formed the basis of the work that has made him famous: *Metallotheca* (Rome, 1717)" (DSB). The work existed only in manuscript at the time of Mercati's death, but it was prepared for publication by Giovanni Maria Lancisi (1654-1720). In 1719 the work was reissued with a cancel title, a portrait of Lancisi added, and an appendix with most of Gaumier's plates in the main work re-engraved.

10 [MONNET, Antoine-Grimoald](#). *Nouveau système de minéralogie, ou Essai d'une nouvelle exposition du règne minéral, auquel on a joint un Supplement au Traité de la dissolution des métaux, avec des observations relatives au Dictionnaire de chymie*. Bouillon: Société typographique / Paris: Jombert Fils aine, 1779. 12mo (168 x 102 mm). viii, 597 [1], [2] pp., including half-title, errata leaf, woodcut head- and tailpieces. Contemporary French mottled calf, gilt-decorated plain spine with gilt-lettered morocco label, red-dyed edges, marbled endpapers (spine ends chipped, extremities rubbed, corners scuffed). Text only very little browned, occasional black and brown spotting, a few pencil markings to blank margin, short clean tear in C1. A very good copy in untouched binding. (#003084) € 1,500



C. Schuh, *Bibliography of Mineralogy*, 3422; J. Etienne, *Impressions bouillonnaises*, p. 83. - VERY RARE FIRST EDITION of the Bouillon print. "Monnet was appointed France's first inspector-general of mines in 1774, and as a consequence, he traveled extensively in Alsace and the German states to study metallurgy and mining. Most of his publications are the result of these activities and are centered on mineralogy, mining, and metallurgy ... In this work, a *New System of Mineralogy* he attempts to create a classification based primarily on chemistry. He includes references to many contemporary German and Swedish scientists. In a supplement he describes methods for dissolving metals in acid that defends his positions against allegations made by Macquer in his *Dictionnaire de Chymie*." (Schuh).

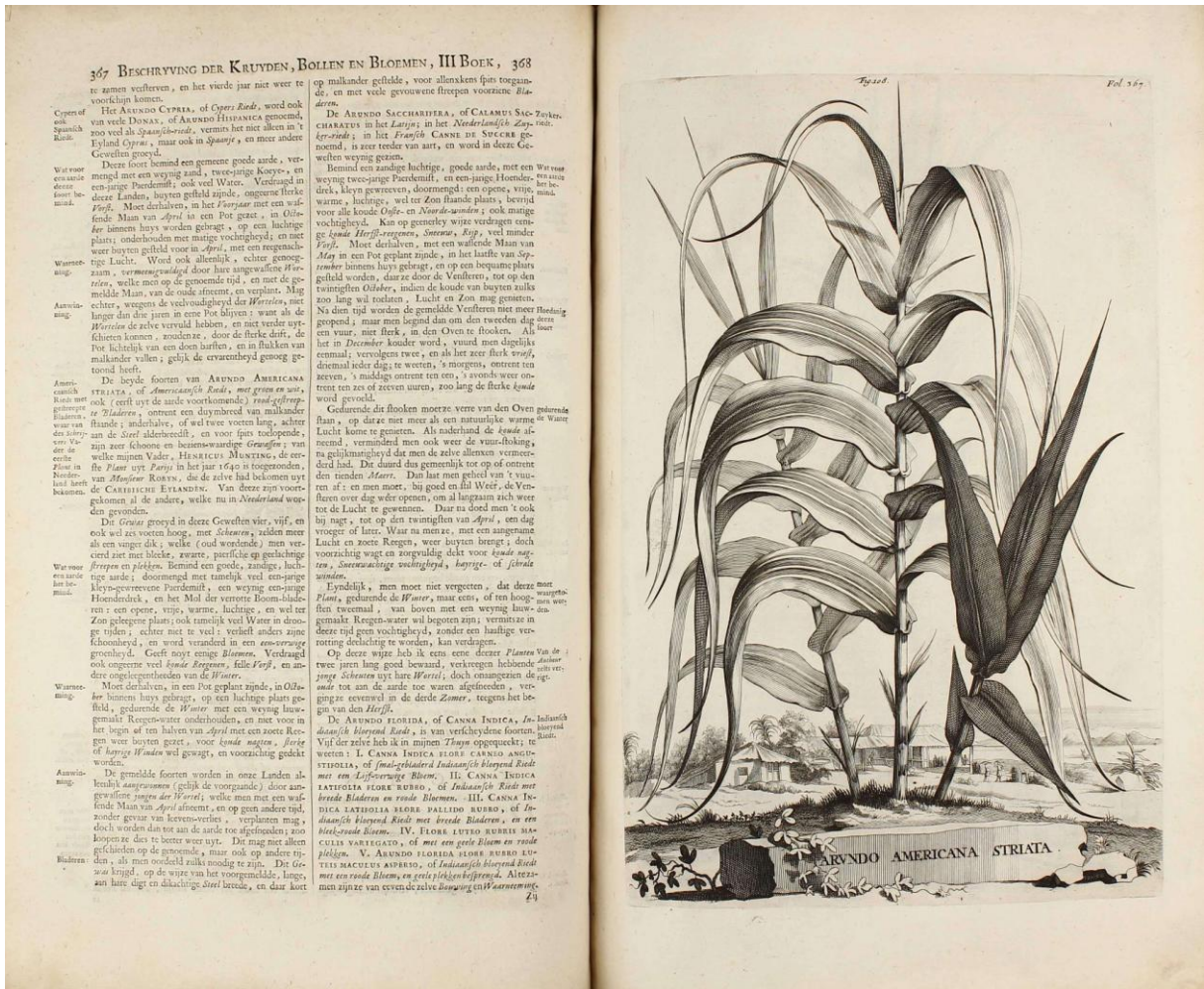
11 [MUNTING, Abraham](#). *Naauwkeurige Beschryving der Aardgewassen, Waar in de veelerley Aart en bijzondere Eigenschappen der Boomen, Heesters, Kruyden, Bloemen, Met haare Vrugten, Zaden, Wortelen en Bollen, Neevens derzelver waare Voort-teeling, gelukkige Aanwinning, en heylzaame Genees-krachten*. Leyden & Utrecht: Pieter van der Aa & Francois Halma, 1696. Two parts



bound in one volume. Large Folio (396 x 261 mm). 40 pp., 930 (i.e. 932) columns, 64 pp., text printed in two columns, half title to each part (second misbound after col. 516)), letterpress title printed in red and black and with engraved vignette, engraved additional title by J. Baptiste Monnoyer after Jan Goeree, engraved head- and tailpieces, woodcut initials, 243 etched and engraved plates. Contemporary blind-stamped vellum, spine with morocco lettering piece (binding restored, vellum soiled, boards rubbed and slightly bowed). Text and plates very little browned, occasional very minor spotting, first 6 leaves slightly frayed at corners and with light waterstain at blank fore-margin, a few leaves with torn lower corner, ink scribbling to one page and plate 129, plate 136 soiled at fore-margin. A very fine copy. (#003080) € 12,500

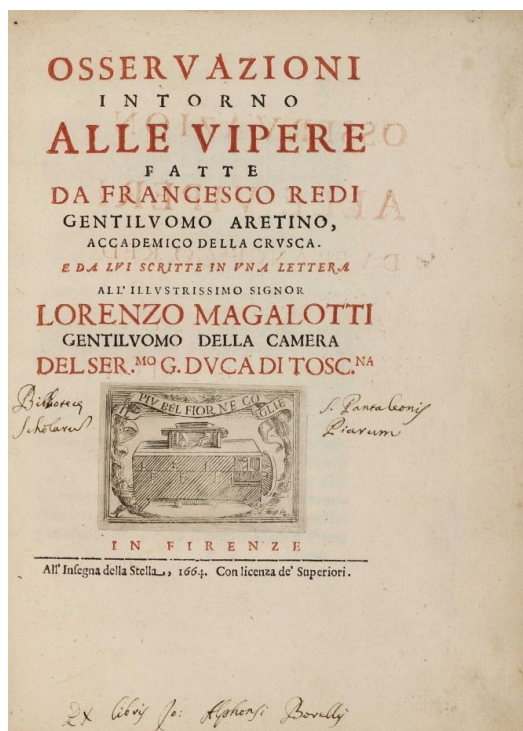
Nissen, BBI 1428; Hunt 396; Pritzel 6556; De Belder 252. FIRST EDITION under this title and a much enlarged version of Munting's less copiously illustrated *Waare of ening der planten* (1672). The unusual plates depict plants set in or floating above landscape backgrounds. "The plates are as curious as their subjects. They commonly present the plants far larger than life, oranges huge as pumpkins, cyclamens with

heavy corms floating lightly in mid-air, gentle geraniums grown into giant trees. The effect is obtained through sketching in classical or idyllic [including some very Dutch views] or mountainous little landscapes below." (Hunt). Abraham Munting (1626-1683) was professor of botany at the University of Groningen and the son of Hendrik Munting who created the botanical garden of "Paradijs van Groningen" in 1642. Abraham Munting enlarged the garden and this work portrays plants growing in it.



Giovanni Alfonso Borelli's copy of a milestone work of experimental toxicology

12 **REDI, Francesco.** *Osservazioni intorno alle vipere.* Florence: All'Insegna della Stella, 1664. 4to (233 x 171 mm). [4], 5-91, [5] pp. Half-title, title printed in red and black and with engraved device of the Accademia della Crusca and woodcut printer's device on verso of L4, errata leaf at end. 18th-

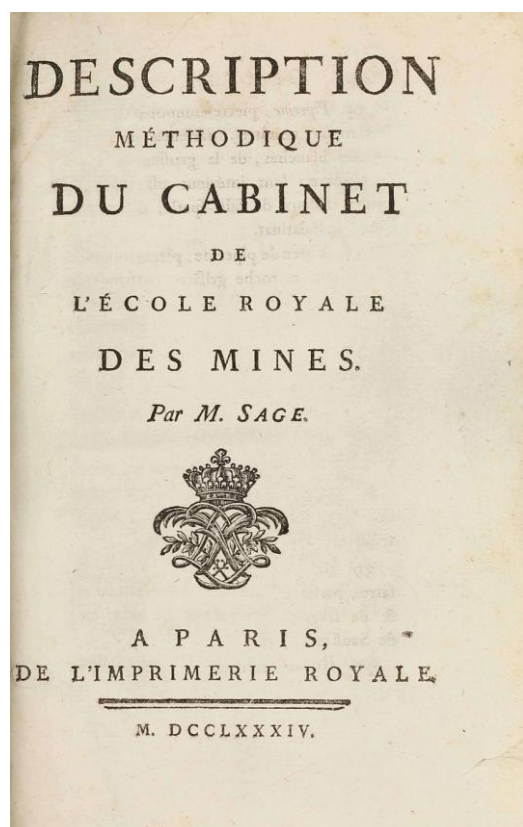


century half vellum over pasteboards with decorated xylographic paper covers (light soiling, a few smaller chips of paper at extremities). Text generally quite crisp and clean with little occasional spotting and faint dampstaining to final 3 leaves, half-title somewhat dust-soiled. Provenance: Giovanni Alfonso Borelli (inscribed "Biblioteca Scholaris Piarum S. Pantaleonis" and signed "Ex libri Jo. Alphonsi Borelli" on title-page*). A fine, wide-margined copy with important provenance. (#002962) € 8,500

Norman 1810; Garrison-Morton 102; Osler 3774. **FIRST EDITION OF THE AUTHOR'S FIRST PUBLICATION. 'THIS FIRST METHODOICAL STUDY OF SNAKE VENOM MARKS THE BEGINNING OF EXPERIMENTAL TOXICOLOGY.** Redi determined experimentally that, contrary to popular belief, a viper's venom has nothing to do with its bile but was manufactured in two glands and stored in the sheaths concealing the snake's fangs. He studied the effects of snake poison, discovering that it was effective only if injected into the bloodstream, and recommended making a tight ligature above the wound in cases of snakebite to prevent the poison

from flowing to the heart' (Norman 1810). * We have compared our copy with a copy at the Lilly Library of Benedetto Castelli's *Della misura dell'acque*, which is almost identically inscribed by Borelli (see www.indiana.edu/~liblilly/anatomia/mech/castelli.html).

13 **SAGE, Balthasar-Georges.** *Description methodique du cabinet de l'Ecole royale des Mines / Supplement a la Description methodique du cabinet de l'Ecole Royale des Mines.* Paris: Imprimerie



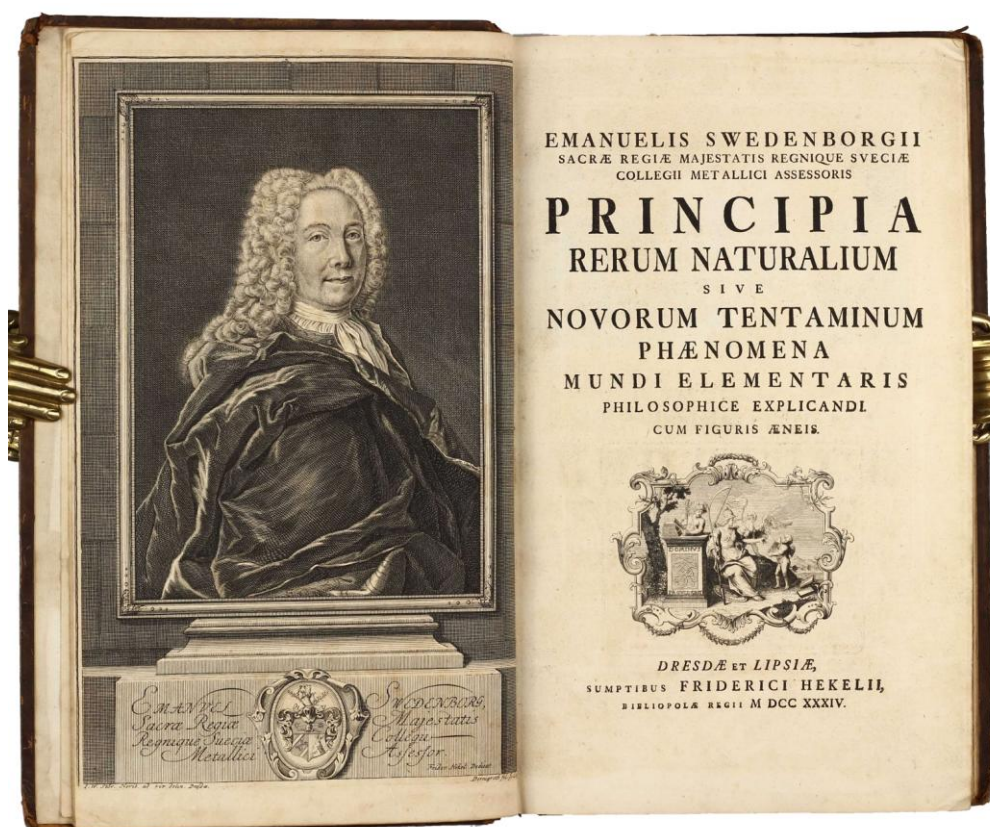
Royale, 1784-1787. Two parts bound in one volume. 8vo (196 x 127 mm). [2], xvi, 487 [1], xi [1]; [2], 156 pp. Bound in near contemporary half calf, plain spine with some gilt decoration and gilt lettering, red-sprinkled edges, light blue endpapers (boards rubbed, extremities worn, corners bumped, joints cracked). Internally crisp and clean with occasional very minor spotting, annotations in very light pencil to several pages of first part, short tear to first title without loss. Very good copy in untouched binding. (#002948) € 2,500

FIRST EDITION of this important inventory of minerals and precious stones in the collection of the Ecole Royale des Mines. Sage (1740-1824) was appointed extraordinary professor of mineralogy and assaying at the Paris Mint by King Louis XV in 1778, teaching classes in both chemistry and mineralogy. Sage served for 10 years as the first director of the Paris School of Mines and Museum of Mineralogy, institutions founded by King Louis XVI in 1783. The extraordinary mineralogical collection was built at Sage's own expense for the instruction of his students. Sage was also elected a member of the French Academy of Science. His research emphasized assaying and chemical analysis, galvanism and natural history (see C. Schuh, ref. cit.). This

supplement includes descriptions of specimens that were new to the collection or overlooked in the original volume.

14 [SWEDENBORG, Emanuel](#). *Opera philosophica et mineralia*. Volumes I-III (all published). Dresden & Leipzig: Friedrich Heckel, 1734. Folio (329 x 204 mm). [16], 1-452 (i.e. 448); [12], 1-164, [2], 165-386; [12], 1-534 pp., bound without the leaf "Dem Buchbinder" as usual. Engraved frontispiece portrait of the author by Bernigrot fil after I.W. Stör in vol. I, half-title in vol. I only (wanting in vols. II-III), engraved vignettes on title-pages and dedication leaves, engraved headpieces, woodcut initials and tailpieces, 2 large folding engraved maps and 123 engraved plates (20 folding). Contemporary sprinkled calf, spines with 6 raised bands richly gilt in compartments and with gilt-lettered morocco labels, spinkled edges (extremities worn, boards scratched and rubbed, corners scuffed and bumped, joints partly cracked but holding firm, chipping to one spine label and spine heads and foot). Text little browned only, plates generally browned and spotted in vol. I, less in vols. II-III, tab XVI in vol. II shaved a few mm at fore-edge. Provenance: Armorial bookplate of "Owen Williams Esq.r, Temple House, Berks" and bookplate of "Bankjurist Axel M. Åströms bibliotek" to front pastedowns. A very good copy in untouched contemporary bindings. (#002966) € 3,000


Hyde, *Bibliography of Swedenborg's works* p.228-30; Wheeler Gift I, 283; Ward & Carozzi 2140; Hoover 773-5; Waller 11018; DSB XIII, p.179; Stroh & Ekelöf, *Kronologisk förteckning öfver Emanuel Swedenborgs skrifter* 95; Parkinson, *Breakthroughs*, p. 151 (for the Principia volume). FIRST COLLECTED EDITION, rarely found complete with the portrait as here. Edited by Fredrik Hekelius. The work, and specially vol. I "Principia rerum naturalium" maybe the most important Swedish work in natural philosophy. Swedenborg, best known for his contributions to natural philosophy, religion and mysticism, was appointed assessor-extraordinary to the Swedish board of mines in 1716. The volume titles read, I: *Principia Rerum Naturalium Sive Novorum Tentaminum Phaenomena Mundi Elementaris Philosophice Explicandi...* II: *Regnum Subterraneum Sive Minerale De Ferro Deque Modis Liqutationum Ferri Per Europam Passim In Usum Receptis: Deque Conversione Ferri Crudi In Chalybem...* III: *Regnum Subterraneum Sive Minerale De Cupro Et Orichalco Deque Modis Liqutationum Cupri Per Europam Passim In Usum Receptis: De Secretione Ejus Ab Argento: De Conversione in Orichalcum...* Large map on thick paper on Siberian mines engraved by J. F. Leihzelt "Charta ofwer Siberiskae bruuks grufe dehtar, som och Toblska Werkaturska lagsaga..." (490 x 650 mm). Swedenborg's work contains the *Principia rerum naturalium*, a far-reaching survey of the nature of matter and of the laws of motion. "Conceived as a counterpart to Newton's Principia, he sought a comprehensive physical explanation of the world based on mathematical and mechanical principles. While remaining faithful to the general principles of Cartesian natural philosophy... Swedenborg elaborated upon them." (DSB). "History testifies that he anticipated many scientific developments far ahead of his time." (Hoover). Vol. II contains a detailed study on the metallurgy of copper and brass. According to Darmsädter, vol. III contains the first handbook of ferrous metallurgy (Darmstädter 177). The fine engraved plates in vols. II and III are arguably the best illustrations of mining technology since Agricola. Vol. II has no plate with number 27, which according to Hyde is correct. Swedenborg took a leave of absence from his position as assessor to the board of mines to oversee the printing of this work.



Volume 3 deals with the metallurgy of copper, and is profusely illustrated with impressively drawn technical plates of mine operations, smelting equipment, mineral samples, etc.

In the rare original printed wrappers

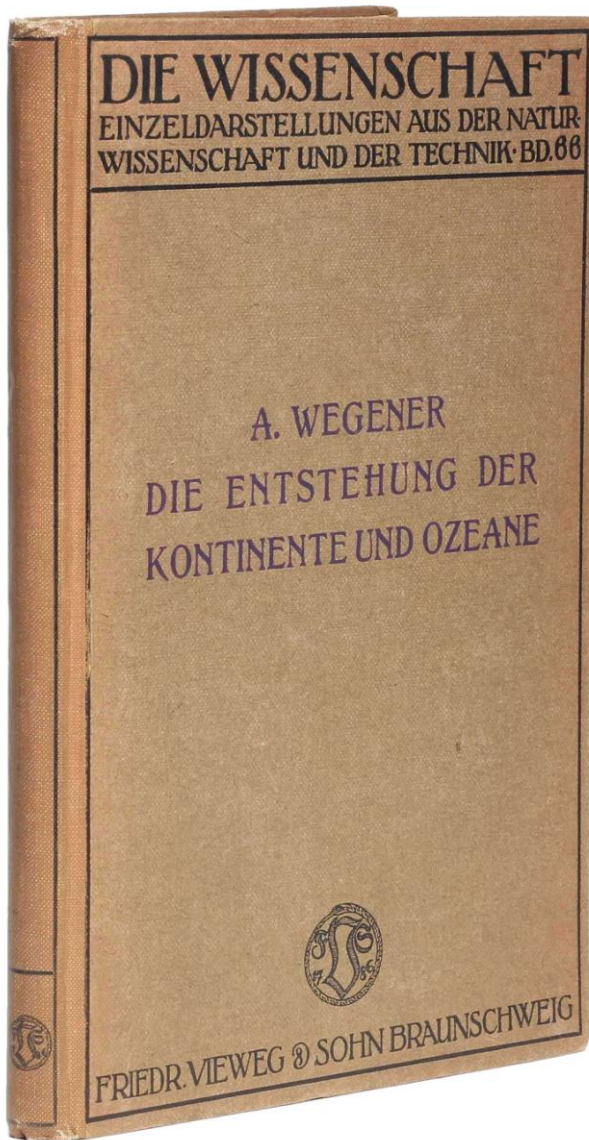
15 [WEGENER, Alfred](#). *Die Entstehung der Kontinente und Ozeane*. Braunschweig: Vieweg & Sohn, 1915. 8vo (222 x 144 mm). iv [2], 94 pp., 20 illustrations in text. Original publisher's printed wrappers (chipping at lower spine repaired with partial loss of printed title), pages untrimmed. Internally clean and unfoxed, a few pencil annotations and markings. Provenance: M.K. Engelbert van



Bevervoorde (pencil signature to title-page). A very good copy, rarely found in original publishers binding. (#002942) € 3,200
DSB XIV, 217; Norman 2192 (journal issue). - First edition in book form of the famous work on the continental drift, the mainwork of Wegener. The text appeared first in Petermanns Mitteilungen 1912. Later editions appeared in 1920, 1922 and 1929; foreign editions after 1922. Wegener began his university career at the physical institute of the University Marburg in 1909, where he worked until 1919. After his habilitation in the fields of astronomy, meteorology and cosmic physics in Marburg, he became the director of the local observatory in 1910 and in parallel worked as a lecturer at the physical institute. Wegener became widely known for his pioneering theory on continental drift, which he published in two papers in 1912, both entitled "Die Entstehung der Kontinente" (The origin of continents).. Although it was thought ludicrous at first, it has since been confirmed and is now quite acclaimed. In 1915 he published a book-length extension of his work on continental displacements now entitled "Die Entstehung der Kontinente und Ozeane." Because of the First World War, Wegener's book went unnoticed outside Germany. In 1922, however, a third (revised) edition was translated into English, French, Russian, Spanish, and Swedish, pushing Wegener's theory of continental drift to the forefront of debate in the earth sciences. The present first edition is much rarer than the journal issue.

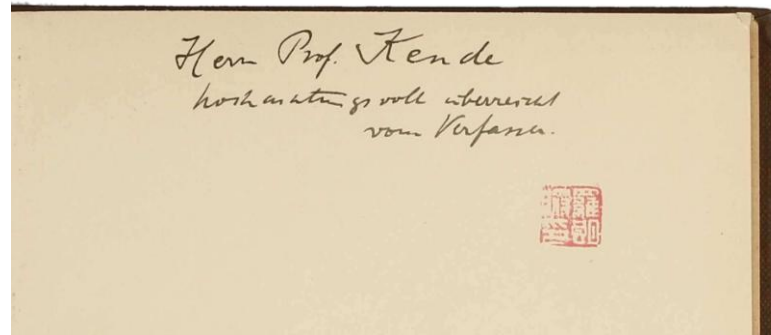
Author's dedication copy to Oskar Kende

16 **WEGENER, Alfred.** *Die Entstehung der Kontinente und Ozeane*. Braunschweig, Vieweg, 1920. 8vo (212 x 136 mm). viii, 135 [1] pp., 33 illustrations in text. Original publisher's printed cloth (very little rubbing, corners slightly bumped). Internally little browned throughout. Provenance: Oskar



Kende, inscribed on first free endpaper by the Wegener "Herrn Prof. Kende / hochachtungsvoll überreicht / vom Verfasser," beneath a small collectors red ink stamp. A fine, untouched copy. (#002976) € 2,500

Second edition in book form, completely revised, of the famous work on the continental drift, the main work of Wegener. A shorter text appeared first in Petermanns Mitteilungen 1912. A rare dedication copy presented by Alfred Wegener to Oskar Kende (1881-1945), Austrian historian and geographer. This edition appeared as volume 66 of the series "Die Wissenschaft. Sammlung von Einzeldarstellungen aus dem Gebieten der Naturwissenschaften und der Technik, herausgegeben von Eilhard Wiedemann" (printed on additional title preceding volume title).



TERMS of SALE

1. Prices and tax

All listed prices are in Euro currency and include 7% German value-added tax (VAT, Mwst.) for private end-consumers within Germany and the European Union. The shipping is free of charge.

Listed items are subject to prior sale.

2. Revocation

2.1 Right of Revocation

You have the right to withdraw from this agreement within fourteen days without stating a reason. The period of revocation is fourteen days from the date on which the goods were accepted by you or by a third person appointed by you, who is not the carrier.

In order to exercise your right of revocation, you must notify us

Milestones of Science Books
Jörn Koblitz
Schulstrasse 18A
27721 Ritterhude, Germany
Phone: +49 (0) 421 1754235
E-Mail: info@milestone-books.de

accordingly in an unequivocal statement (e.g. letter sent by post, telefax or e-mail) of your decision to withdraw from the agreement. You may use the attached sample revocation form for this purpose, however this is not mandatory. Sending notification of your intention to exercise your right of revocation prior to expiry of the period of revocation shall be sufficient to comply with the period of revocation.

2.2 Consequences of Revocation

If you withdraw from this agreement, we shall refund all payments that we have received from you, including delivery costs (with the exception of additional costs that arise if you have selected a form of delivery other than the cheapest form of standard delivery offered by us) without undue delay and within fourteen days at the latest from the date on which we received the notice of revocation. For this refund we use the same method of payment that you used for the original transaction, unless expressly agreed otherwise with you; in no event will you be charged any fees for this refund.

We may refuse the refund until the goods have been returned to us or until such time as you have provided evidence that you have returned the goods, whichever is the earlier.

You must return or hand over the goods to us without undue delay and, at all events, within fourteen days at the latest from the date on which you notified us of your withdrawal from the agreement. The deadline shall be deemed to have been complied with if the goods are dispatched prior to expiry of the deadline.

The immediate costs of returning the goods shall be borne by you.

You shall only be required to compensate any loss of value if said loss of value can be attributed to any unnecessary handling of the goods for the purpose of testing the condition, properties and functionality of said goods.

2.3 Exclusion of the right of revocation.

There is no right of revocation for agreements on the delivery of goods that are not prefabricated and for the manufacture of which the consumer has made an individual selection or stipulation, or that have been clearly tailored to meet the personal requirements of the consumer.

Revocation form

If you wish to withdraw from the agreement, please fill in this form and send it back to:

Milestones of Science Books
Joern Koblitz
Schulstrasse 18A
27721 Ritterhude, Germany
Phone: +49 (0) 421 1754235
E-Mail: info@milestone-books.de

I / we(*)
hereby withdraw from the agreement signed by me / us (*) for the purchase of the
following goods: _____

Ordered on () Received on ()

Name of consumer(s): _____

Address of consumer(s):

Signature of consumer(s):

Date:

(*) delete as appropriate

Widerrufsbelehrung für Verbraucher

Widerrufsrecht

Sie haben das Recht, binnen vierzehn Tagen ohne Angabe von Gründen diesen Vertrag zu widerrufen. Die Widerrufsfrist beträgt vierzehn Tage ab dem Tag, an dem Sie oder ein von Ihnen benannter Dritter, der nicht der Beförderer ist, die Waren in Besitz genommen haben bzw. hat.

Um Ihr Widerrufsrecht auszuüben, müssen Sie uns

Milestones of Science Books
Jörn Koblitz
Schulstrasse 18A
27721 Ritterhude, Deutschland
Tel.: +49 (0) 421 1754235
E-Mail: info@milestone-books.de

mittels einer eindeutigen Erklärung (z.B. ein mit der Post versandter Brief, Telefax oder E-Mail) über Ihren Entschluss, diesen Vertrag zu widerrufen, informieren. Sie können dafür das beigefügte Muster-Widerrufsformular verwenden, das jedoch nicht vorgeschrieben ist. Sie können das Muster-Widerrufsformular oder eine andere eindeutige Erklärung auch auf unserer Webseite [<http://www.milestone-books.de/terms.php>] elektronisch ausfüllen und übermitteln. Machen Sie von dieser Möglichkeit Gebrauch, so werden wir Ihnen unverzüglich (z. B. per E-Mail) eine Bestätigung über den Eingang eines solchen Widerrufs übermitteln.

Zur Wahrung der Widerrufsfrist reicht es aus, dass Sie die Mitteilung über die Ausübung des Widerrufsrechts vor Ablauf der Widerrufsfrist absenden.

Folgen des Widerrufs

Wenn Sie diesen Vertrag widerrufen, haben wir Ihnen alle Zahlungen, die wir von Ihnen erhalten haben, einschließlich der Lieferkosten (mit Ausnahme der zusätzlichen Kosten, die sich daraus ergeben, dass Sie eine andere Art der Lieferung als die von uns angebotene, günstigste Standardlieferung gewählt haben), unverzüglich und spätestens binnen vierzehn Tagen ab dem Tag zurückzuzahlen, an dem die Mitteilung über Ihren Widerruf dieses Vertrags bei uns eingegangen ist. Für diese Rückzahlung verwenden wir dasselbe Zahlungsmittel, das Sie bei der ursprünglichen Transaktion eingesetzt haben, es sei denn, mit Ihnen wurde ausdrücklich etwas anderes vereinbart; in keinem Fall werden Ihnen wegen dieser Rückzahlung Entgelte berechnet. Wir können die Rückzahlung verweigern, bis wir die Waren wieder zurückerhalten haben oder bis Sie den Nachweis erbracht haben, dass Sie die Waren zurückgeschickt haben, je nachdem, welches der frühere Zeitpunkt ist.

Sie haben die Waren unverzüglich und in jedem Fall spätestens binnen vierzehn Tagen ab dem Tag, an dem Sie uns über den Widerruf dieses Vertrags unterrichten, an uns oder an zurück zusenden oder zu übergeben. Die Frist ist gewahrt, wenn Sie die Waren vor Ablauf der Frist von vierzehn Tagen absenden. Sie tragen die unmittelbaren Kosten der Rücksendung der Waren.

Sie müssen für einen etwaigen Wertverlust der Waren nur aufkommen, wenn dieser Wertverlust auf einen zur Prüfung der Beschaffenheit, Eigenschaften und Funktionsweise der Waren nicht notwendigen Umgang mit ihnen zurückzuführen ist.

Ausnahmen vom Widerrufsrecht

Das Widerrufsrecht besteht nicht bzw. erlischt bei folgenden Verträgen:

- Zur Lieferung von Zeitungen und Zeitschriften oder Illustrierten, mit Ausnahme von Abonnement Verträgen;
- Bei der Lieferung digitaler Inhalte (ebooks), die nicht auf einem körperlichen Datenträger (z.B. einer CD oder DVD) geliefert werden, wenn Sie dem Beginn der Ausführung vor der Bestellung ausdrücklich zugestimmt und zur selben Zeit bestätigt haben, dass mit der Ausführung begonnen werden kann und Sie Ihr Widerrufsrecht verlieren, sobald die Ausführung begonnen hat.

Ende der Widerrufsbelehrung

Muster-Widerrufsformular

(Wenn Sie den Vertrag widerrufen wollen, dann füllen Sie bitte dieses Formular aus und senden Sie es zurück.)

— An:
Milestones of Science Books
Jörn Koblitz
Schulstrasse 18A
27721 Ritterhude, Deutschland
Tel.: +49 (0) 421 1754235
E-Mail: info@milestone-books.de

— Hiermit widerrufe(n) ich/wir den von mir/uns abgeschlossenen Vertrag über den Kauf der folgenden Waren:

— Bestellt am () / erhalten am ()

— Name des / der Verbraucher(s)

— Anschrift des / der Verbraucher(s)

— Unterschrift des / der Verbraucher(s) (nur bei Mitteilung auf Papier)

— Datum